


nationalgrid



Individual Parts Catalog
Approved for distribution 6-22-2017
Updated 11-1-2021



MKKE0054
3.69" high x 16" wide
3M 680-CR Reflective



MKKE0070
4" high x 16.75" wide White Background
White Vinyl For use with MKKE0054



MKKE0071
2.5" high x 9" wide White Background
White Vinyl For use with Unit Numbers



MKKE0072
10" x 120" wide (7" wide chevron stripes) Conspicuity
3M 680-CR Reflective



Installation Note:
Installation may require edge sealer tape

MKKE0074
4" x 120" wide High Visibility Conspicuity
(4" wide chevron stripes) 3M 973-71



MKKE0075
2" high x 120" wide 11"/7" Red/White Conspicuity 3M-983-32



12V792400
2" high x 50 yd 11"/7" Red/White Conspicuity 3M-983-32



MKKE530P
2" high x 50 yd Red Conspicuity 3M-983-72



MKKE0077
3" high x 24" wide Red Conspicuity
Aerial Boom

1234567890

MKKE0078
2" high 3 to 5 digit unit numbers
180mC-12



USDOT 123456

MKKE0079
2" high by required
180mC-12 See page 11 for options



MKKE0080
5" high by 7" wide
Black on Yellow



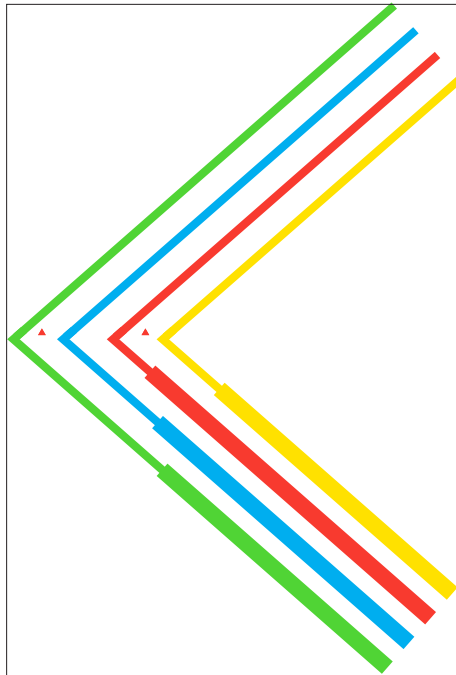
MKKE0081
3.5" high by 3.5" wide
Red and blue on white




MKKE0082
2.5" high by 2.5" wide
Black on Yellow



93.25" high



MKKE0100 - 71" wide by 36" high Sheet
Driver Side Piston and Rod design
3M 680-CR Reflective

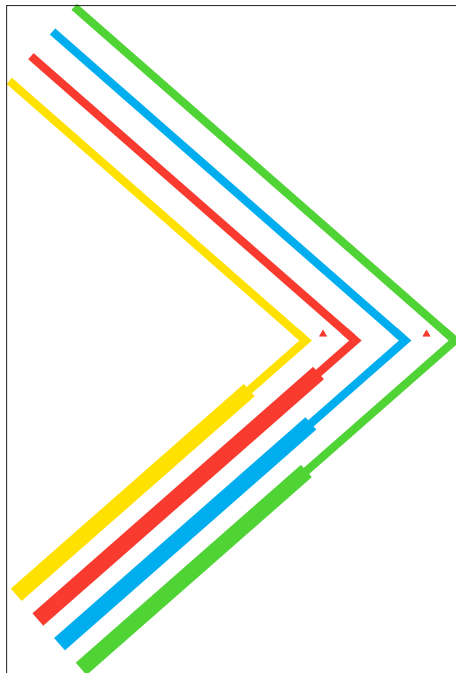


**ROD AND PISTON
INSTALLATION REGISTRATION**

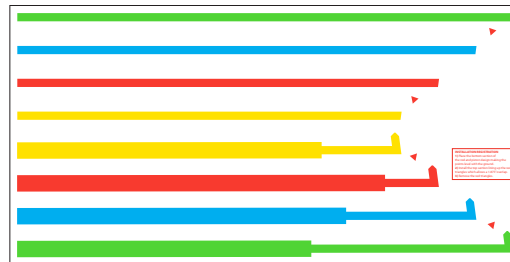
- 1) Place the bottom section of the rod and piston design making the points level with the ground.
- 2) Install the top section lining up the red triangles which allows a 1.875" overlap.
- 3) Remove the red triangles.

63.15" wide

93.25" high



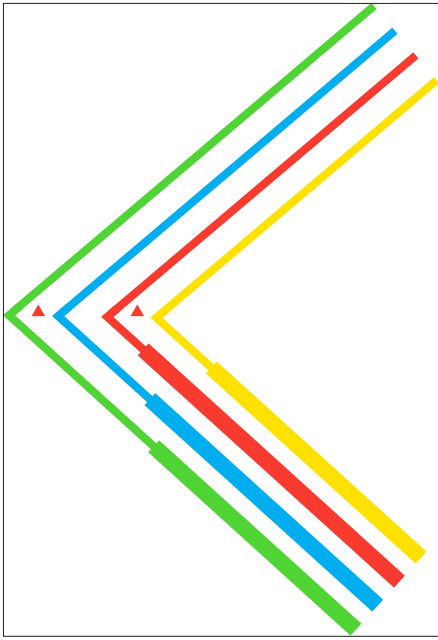
MKKE0101 - 71" wide by 36" high Sheet
Passenger Side Piston and Rod design
3M 680-CR Reflective




**ROD AND PISTON
INSTALLATION REGISTRATION**

- 1) Place the bottom section of the rod and piston design making the points level with the ground.
- 2) Install the top section lining up the red triangles which allows a 1.875" overlap.
- 3) Remove the red triangles.

80.825" wide



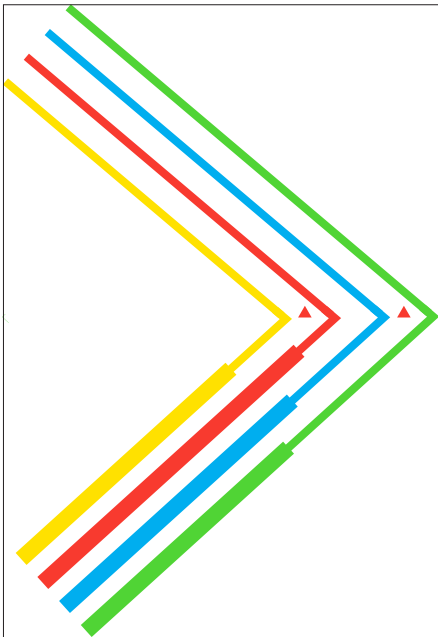
MKKE0102 - 90" wide 36" high Sheet
Driver Side Piston and Rod design
3M 680-CR Reflective



ROD AND PISTON INSTALLATION REGISTRATION

- 1) Place the bottom section of the rod and piston design making the points level with the ground.
- 2) Install the top section lining up the red triangles which allows a 2" overlap.
- 3) Remove the red triangles.

80.825" wide



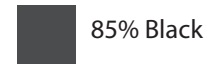
MKKE0103 - 90" wide 36" high Sheet
Passenger Side Piston and Rod design
3M 680-CR Reflective



nationalgrid.com



MKKE0104
2.4" high
3M 680-CR Reflective



MKKE0105
12" high x 35" wide
Extension 80" wide Driver Side
3M 680-CR Reflective



MKKE0106
12" high x 35" wide
Extension for 80" wide Passenger Side
3M 680-CR Reflective



nationalgrid

MKKE0107
28" wide National Grid logo
3M 680-CR Reflective



nationalgrid

Shown at 50%

MKKE0108
50" wide National Grid logo
3M 680-CR Reflective



nationalgrid

MKKE0109
24" wide National Grid logo
3M 680-CR Reflective



1-617-723-5512

MKKE0110

2" high by 19.25" wide Boston Phone Number
3M 680-CR Reflective



1-718-643-4050

MKKE0111

2" high by 19.25" wide New York Phone Number
3M 680-CR Reflective



National Grid NY

MKKE0114

3" high x 27.3" wide
National Grid NY
7725-12 Black Vinyl

*NYC vehicles only Please
allow as much space as
possible between the logo
and legend and the National
Grid NY.*



MKKE0115

4" high x 4" wide
Red on White



nationalgrid

MKKE0116

2.5" high x 12" wide
National Grid Logo
3M 680-CR Reflective





Powered by
Hybrid Electric Technology

ENVIRONMENTALLY-FRIENDLY • MORE EFFICIENT
FEWER GREENHOUSE GAS EMISSIONS

MKKE0117
14.44" high x 18.3" wide
Powered by Hybrid Electric Technology
Digital Print Bubble Cut



Powered by
Hybrid Electric Technology

ENVIRONMENTALLY-FRIENDLY • MORE EFFICIENT
FEWER GREENHOUSE GAS EMISSIONS

MKKE0118
9.63" high x 12.19" wide
Powered by Hybrid Electric Technology
Digital Print Bubble Cut



Powered by Electricity

ENVIRONMENTALLY-FRIENDLY • MORE EFFICIENT
FEWER GREENHOUSE GAS EMISSIONS

MKKE0119
9.63" high x 12.19" wide
Powered by Electricity
Digital Print Bubble Cut

HEIGHT
13' 6"

MKKE0120 Custom Height
6" high x 6" wide
Red on white

DIESEL FUEL ONLY

MKKE0121
1.5" high by 9" wide
Black on Yellow

GASOLINE ONLY

MKKE0122
1" high by 5" wide
Green on White



MKKE0123
4" high by 2.75" wide
Blue on White



MKKE0124
4" high by 4" wide
Red on White



MKKE0125
4" high by 4" wide
Green on White



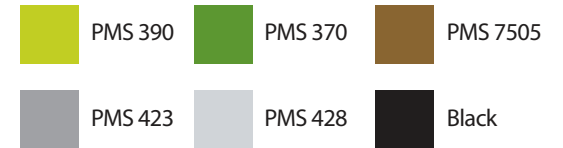
MKKE0127
4" high by 16" wide
Blue on 3M 680-CR Reflective



MKKE0129
8914ES Edge Sealing Tape
.5" high by 150' wide



MKKE811
8" high 811 decal
3M 3650-10



MKKE811BKGD
8.5" high x 10.5
White vinyl for use with MKKE811



MKKE0130
4" high by 4" wide
Green on White




MKKE0131
7.5" high by 26" wide
White vinyl for use with MKKE0109



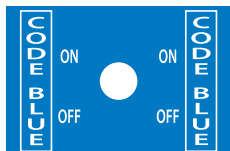
MKKE0132
2" high by 12" wide
Black on Yellow



MKKE0134
Fork Lift Decal - Indoor Use Only
4" high by 14" wide
Black on Yellow



MKKE0135
AED Decal
4" high by 4" wide
Red and Black on White



MKKE0136
Code Blue Switch Plate Decal
2" high by 3" wide
Blue on White diecut hole



MKKE0139
6" high by 2.5" wide
Red and black on white vinyl, score
Sold in packs of 6


1-617-723-5512
1 METROTECH CENTER
BROOKLYN, NY 11210

MKKE0140
New York Door
9.3" high by 23.9" wide
3M 680-CR Reflective



1-718-643-4050
40 SYLVAN RD
WALTHAM, MA 02451

MKKE0141
Boston Door
9.3" high by 22.2" wide
3M 680-CR Reflective



MKKE0079	NAT GRID #	DESCRIPTION	SIZE
DOT 219186	DOT-1	BLACK MA - BOSTON AREA	2" HIGH
USDOT 219186			
DOT 1752902	DOT-2	BLACK MA - CAPE AND LOWELL	2" HIGH
USDOT 1752902			
DOT 1752907	DOT-3	BLACK NH	2" HIGH
USDOT 1752907			
DOT 1752909	DOT-4	BLACK ESSEX	2" HIGH
USDOT 1752909			
DOT 1753017	DOT-5	BLACK KCC	2" HIGH
USDOT 1753017			
DOT 1752917	DOT-6	BLACK KEC	2" HIGH
USDOT 1752917NY			
DOT 1752919	DOT-7	BLACK KGC	2" HIGH
USDOT 1752919NY			
DOT 1752921	DOT-8	BLACK KLC	2" HIGH
USDOT 1752921NY			

MKKE0079	NAT GRID #	DESCRIPTION	SIZE
DOT 216489	DOT-9	BLACK KNC	2" HIGH
USDOT 216489NY			
DOT 1752923	DOT-11	BLACK KUC	2" HIGH
USDOT 1752923NY			
DOT 049410	DOT-13	BLACK MASSACHUSETTS ELEC	2" HIGH
USDOT 049410			
DOT 013664	DOT-14	BLACK NARRAGANSETT ELEC	2" HIGH
USDOT 013664			
DOT 157345	DOT-15	BLACK NG SERVICE COMPANY INC	2" HIGH
USDOT 157345			
DOT 639788	DOT-16	BLACK NEW ENGLAND POWER CO	2" HIGH
USDOT 639788			
DOT 216825	DOT-17	BLACK NIAGARA MOHAWK POWER	2" HIGH
USDOT 216825NY			
DOT 409742	DOT-18	BLACK NIAGRA MOHAWK POWER	2" HIGH
USDOT 409742NY			

nationalgrid



Kits Catalog
Approved for distribution 6-22-2017
11-1-2021




Sedans (MKNGKIT1)	3
Sedans Hybrid Electric Power (MKNGKIT1H).....	4
Pick-up and Light Duty Less than 10K (MKNGKIT2)	5
Pick-up over 10K, Extend, Crew Cabs, Toppers (MKNGKIT3).....	6-10
Vans without windows (MKNGKIT5)	11
Vans with windows (MKNGKIT6).....	12
Vans over 10k without windows (MKNGKIT7)	13
Freight Van (MKNGKIT8).....	14
Aerial Line Truck 1 (MKNGKIT9)	15
Step Van (MKNGKIT10).....	16
Step Van Hybrid (MKNGKIT10H)	17
Compressor Truck (MKNGKIT11)	18
Compressor Truck Hybrid (MKNGKIT11H)	19
Ford Transit (MKNGKIT12)	20
SUV (shown on Chevy Equinox) (MKNGKIT13)	21
SUV (Chevy Bolt Electric) (MKNGKIT13E).....	22
Grand Caravan Mini Van (MKNGKIT14)	23
Ford F-550 132" body w/Aerial Boom (MKNGKIT15)	24
Ford F-550 w/Aerial Boom w/Ph# (MKNGKIT15PH)	25
Ford F-550 132" body w/Utility Body (MKNGKIT16)	26
Ford F-550 w/Utility Body w/Ph# (MKNGKIT16PH)	27
Ford F-550 w/11' high Utility Body (MKNGKIT17).....	28
Ford F-550 w/11' high Body w/Ph# (MKNGKIT17PH)	29
Ford F-550 132" body w/Stake Body (MKNGKIT18)	30
Ford F-550 w/Stake Body w/Ph# (MKNGKIT18PH)	31
Ford F-550 132" body w/Dump Body (MKNGKIT19)	32
Ford F-550 w/Dump Body w/Ph# (MKNGKIT19PH)	33

Construction Dump Truck (MKNGKIT31)	34
Construction Dump Truck Hybrid (MKNGKIT31H)	35
Construction Truck (MKNGKIT32).....	36
Ranger ATV (MKNGKIT33)	37
Trailer (MKNGKIT35).....	38
12' Pull Behind Enclosed Trailer (MKNGKIT36)	39
14' Pull Behind Enclosed Trailer (MKNGKIT37)	40
20' Pull Behind Enclosed Trailer (MKNGKIT38)	41
42' Flatbed Trailer (MKNGKIT39 FLATBED)	42
Forklift (MKNGKIT40)	43
Derrick Truck (MKNGKIT45)	44
Backhoe (MKNGKIT47)	45
Excavator (MKNGKIT47)	46
Skid Steer (MKNGKIT48).....	47
Aerial Line Truck 2 (MKNGKIT50)	48
Aerial Line Truck 2 Hybrid (MKNGKIT50H)	49
24' Box Truck (MKNGKIT52)	50
16' Hot Stick Trailer (MKNGKIT53).....	51
Vac Utility Truck (MKNGKIT60).....	52
Pull Behind Trailer - Air Compressor, Portable Light tower and Manhole Conditioner (MKNGKIT61)	53
48' Trailer (MKNGKIT62).....	54
40' Trailer (MKNGKIT65).....	55
Front Wheel Loader (MKNGKIT63).....	56

MKNGKIT1 - NATIONAL GRID SEDAN SHOWN ON CHEVY BOLT



Installation Note:
When installing Conspicuity, cut to match the angle of the rod and piston design leaving a void the width of the piston



- 1 each MKKE0100 62" wide Driver Side Piston and Rod
- 1 each MKKE0101 62" wide Passenger Side Piston and Rod
- 2 each MKKE0107 28" National Grid logo
- 2 each MKKE0078 2" unit numbers black
- 2 each MKKE811 9.5" wide 811 decal

- 2 each MKKE0072 10" high Conspicuity
- 1 each MKKE0074 4" high High Visibility Conspicuity
- 1 each MKKE0081 3.5" x 3.5" Circle of Safety
- 1 each MKKE0082 2.5" x 2.5" Buckle Up!
- 2 each MKKE0119 9.63" x 12.19 Powered by Electricity



Buckle Up! decal goes on interior of vehicle. Not shown to scale.

IMPORTANT NOTE TO INSTALL CREWS:
POSITION ALL GRAPHICS BEFORE APPLICATION! HEIGHT AND WIDTH MAY VARY. ALL SIZES ARE APPROXIMATE! CONFIRM MEASUREMENTS TO ENSURE PROPER FIT.

Updated 10-26-2021 - pz



MKNGKIT1H - NATIONAL GRID FORD FUSION (HYBRID)



Installation Note:
When installing
Conspicuity, cut to
match the angle of the
rod and piston design
leaving a void the
width of the piston



Installation Note: Part
#MKKE0074 may require
edge sealing tape
during installation



- 1 each MKKE0100 62" wide Driver Side Piston and Rod
- 1 each MKKE0101 62" wide Passenger Side Piston and Rod
- 2 each MKKE0107 28" National Grid logo
- 2 each MKKE0078 2" unit numbers black
- 2 each MKKE811 9.5" wide 811 decal

- 2 each MKKE0072 10" high Conspicuity
- 1 each MKKE0074 4" high High Visibility Conspicuity
- 1 each MKKE0081 3.5" x 3.5" Circle of Safety
- 1 each MKKE0082 2.5" x 2.5" Buckle Up!
- 2 each MKKE0118 9.63" x 12.19 Hybrid Electric Technology



Buckle Up! decal goes on interior
of vehicle. Not shown to scale.

IMPORTANT NOTE TO INSTALL CREWS:

POSITION ALL GRAPHICS BEFORE APPLICATION! HEIGHT AND WIDTH MAY VARY. ALL SIZES ARE APPROXIMATE! CONFIRM MEASUREMENTS TO ENSURE PROPER FIT.

Updated 10-26-2021 • pz



MKNGKIT2 - NATIONAL GRID PICK-UP AND LIGHT DUTY LESS THAN 10K



Installation Note: Align the piston stripe points with door handle



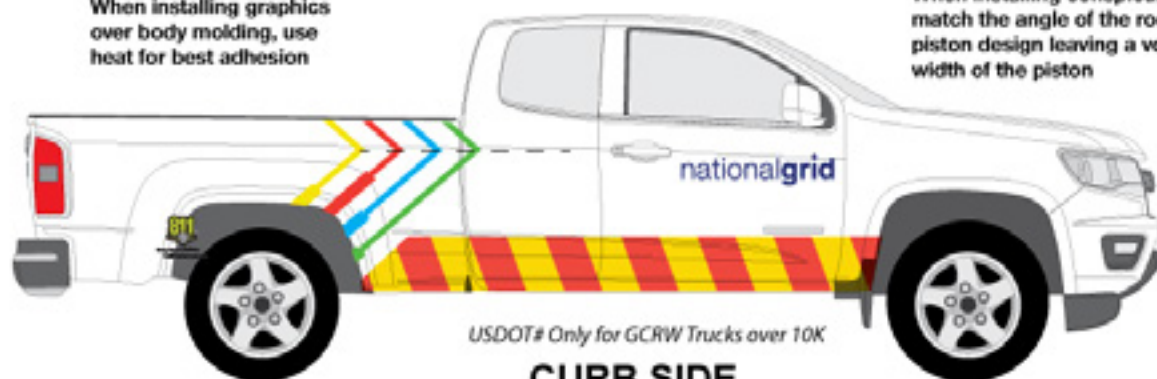
STREET SIDE



FRONT

When installing graphics over body molding, use heat for best adhesion

When installing conspicuity, cut to match the angle of the rod and piston design leaving a void the width of the piston



USDOT# Only for GCRW Trucks over 10K

CURB SIDE



REAR

Installation Note:
Part #MKKE0074 may require edge sealing tape during installation

- 1 each MKKE0100 62" wide Driver Side Piston and Rod
- 1 each MKKE0101 62" wide Passenger Side Piston and Rod
- 2 each MKKE0107 28" National Grid logo
- 1 each MKKE0109 24" National Grid logo
- 2 each MKKE0078 2" unit numbers black

- 2 each MKKE811 9.5" wide 811 decal
- 3 each MKKE0072 10" high Conspicuity
- 1 each MKKE0074 4" high High Visibility Conspicuity
- 1 each MKKE0081 3.5" x 3.5" Circle of Safety
- 1 each MKKE0082 2.5" x 2.5" Buckle Up!



Buckle Up! decal goes on interior of vehicle. Not shown to scale.

IMPORTANT NOTE TO INSTALL CREWS:
POSITION ALL GRAPHICS BEFORE APPLICATION! HEIGHT AND WIDTH MAY VARY. ALL SIZES ARE APPROXIMATE! CONFIRM MEASUREMENTS TO ENSURE PROPER FIT.

Updated 10-26-2021 • pz

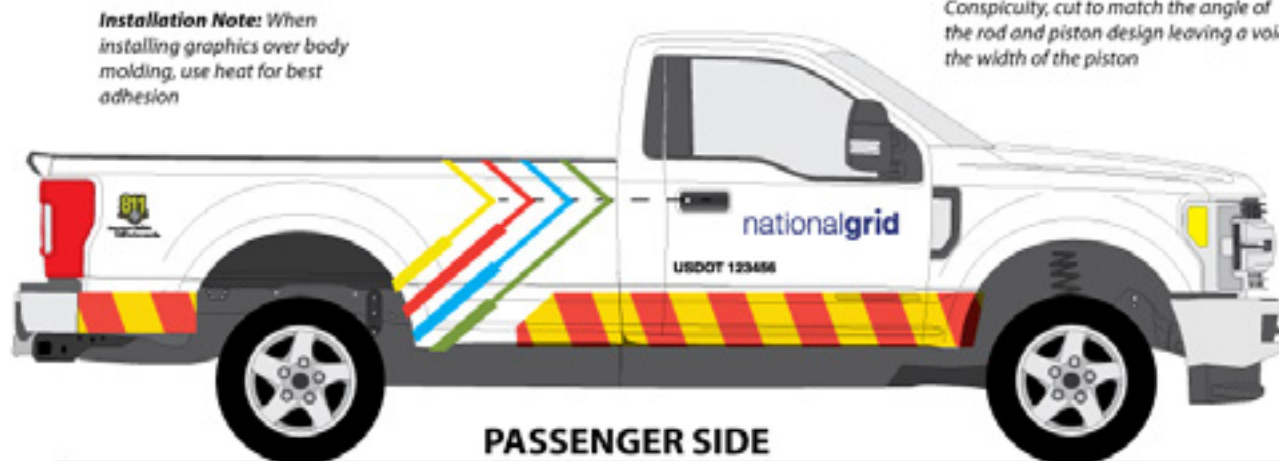


MKNGKIT3 - NATIONAL GRID PICK-UP OVER 10K, REGULAR CAB



Installation Note: Align the piston stripe points with door handle

USDOT# Only for GCRW Trucks over 10K



Installation Note: When installing graphics over body molding, use heat for best adhesion

Installation Note: When installing Conspicuity, cut to match the angle of the rod and piston design leaving a void the width of the piston



Installation Note: Part #MKKE0074 may require edge sealing tape during installation

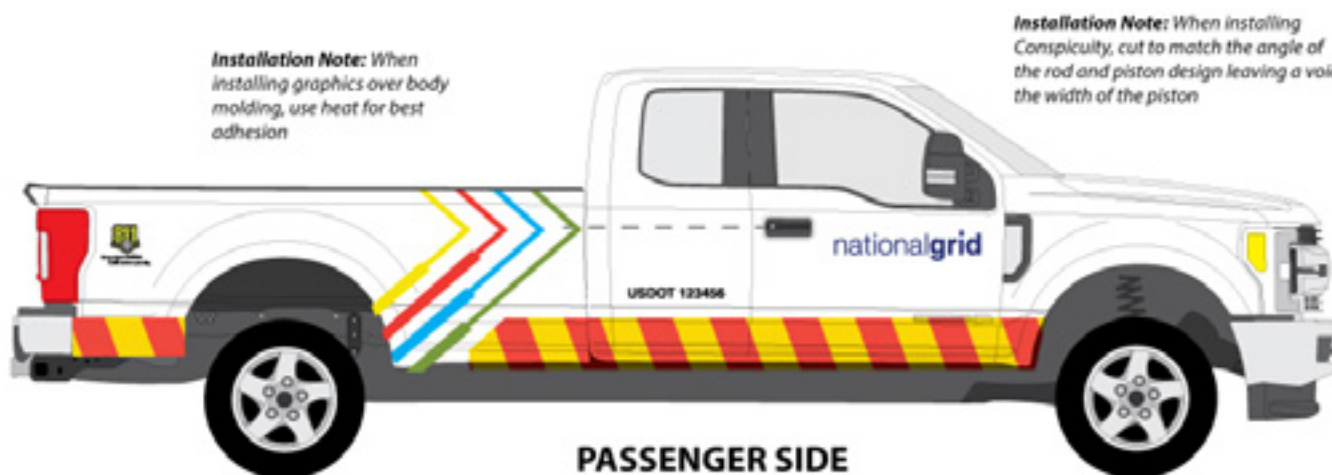
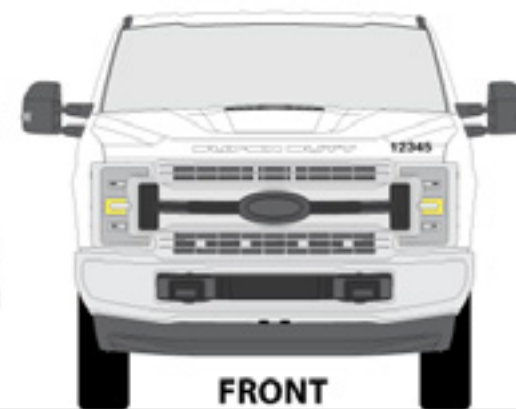
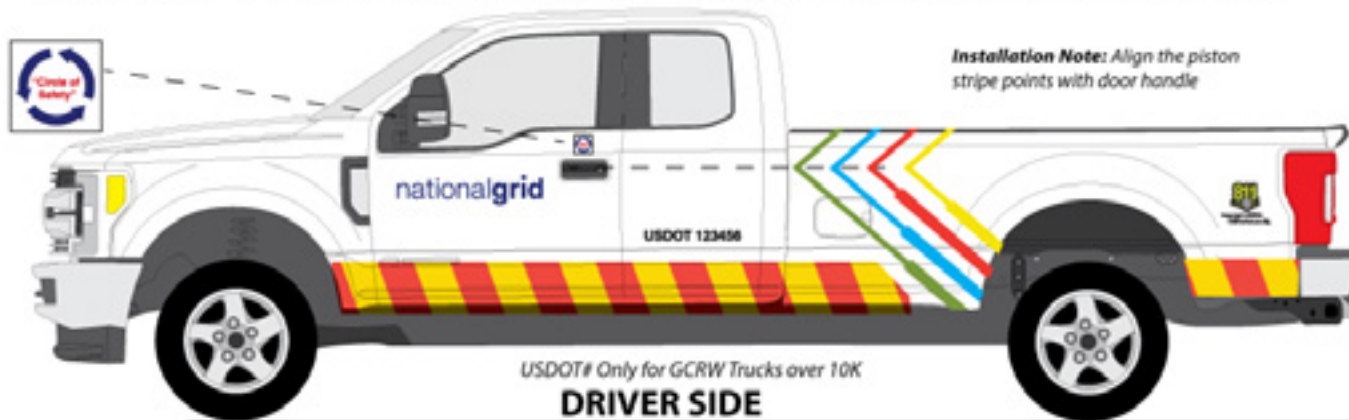
- 1 each MKKE0100 62" wide Driver Side Piston and Rod
- 1 each MKKE0101 62" wide Passenger Side Piston and Rod
- 2 each MKKE0107 28" National Grid logo
- 1 each MKKE0109 24" National Grid logo
- 2 each MKKE0078 2" unit numbers black
- 2 each MKKE0079 2" USDOT

- 2 each MKKE811 9.5" wide 811 decal
- 3 each MKKE0072 10" high Conspicuity
- 1 each MKKE0074 4" high High Visibility Conspicuity
- 1 each MKKE0081 3.5" x 3.5" Circle of Safety
- 1 each MKKE0082 2.5" x 2.5" Buckle Up!



Buckle Up! decal goes on interior of vehicle. Not shown to scale.

MKNGKIT3 - NATIONAL GRID PICK-UP OVER 10K, EXTENDED / SUPER CAB



- 1 each MKKE0100 62" wide Driver Side Piston and Rod
- 1 each MKKE0101 62" wide Passenger Side Piston and Rod
- 2 each MKKE0107 28" National Grid logo
- 1 each MKKE0109 24" National Grid logo
- 2 each MKKE0078 2" unit numbers black
- 2 each MKKE0079 2" USDOT

- 2 each MKKE811 9.5" wide 811 decal
- 3 each MKKE0072 10" high Conspicuity
- 1 each MKKE0074 4" high High Visibility Conspicuity
- 1 each MKKE0081 3.5" x 3.5" Circle of Safety
- 1 each MKKE0082 2.5" x 2.5" Buckle Up!



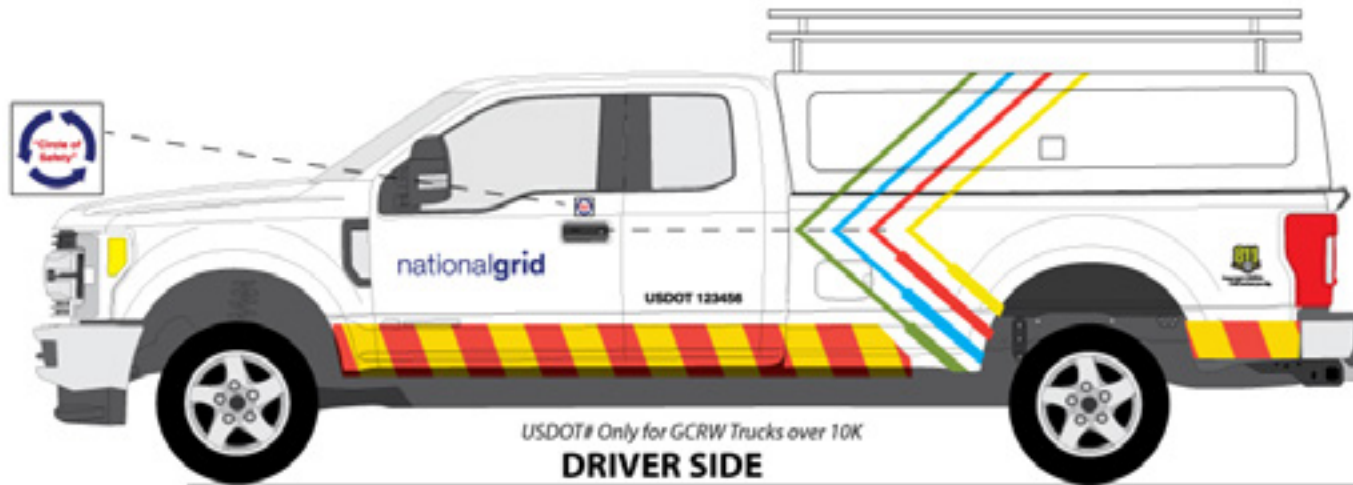
Buckle Up! decal goes on interior of vehicle. Not shown to scale.

IMPORTANT NOTE TO INSTALL CREWS:
 POSITION ALL GRAPHICS BEFORE APPLICATION! HEIGHT AND WIDTH MAY VARY. ALL SIZES ARE APPROXIMATE! CONFIRM MEASUREMENTS TO ENSURE PROPER FIT.

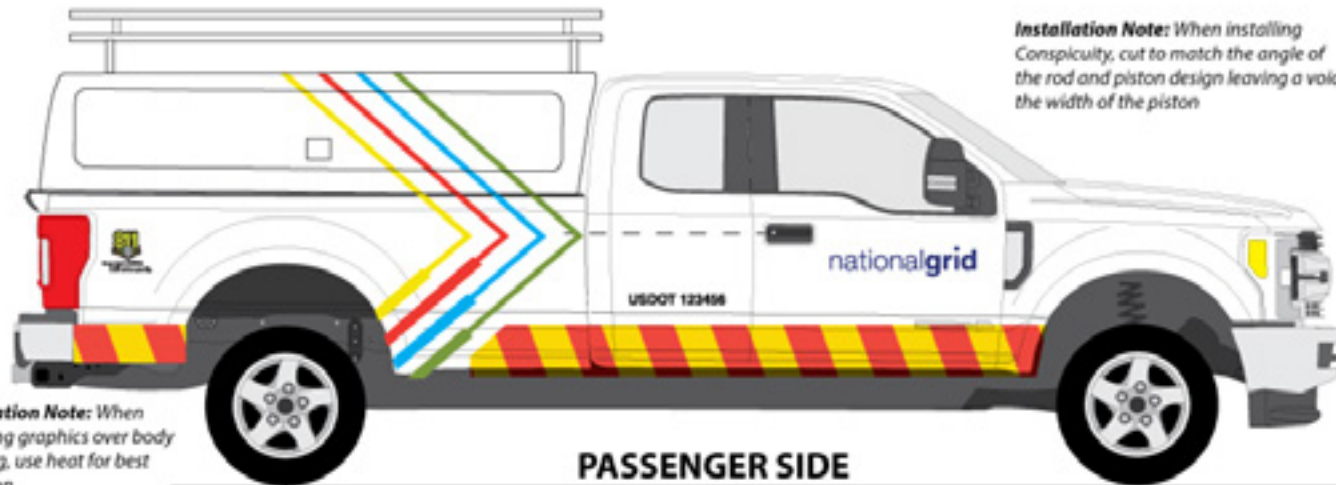



Updated 10-26-2021 • pz

MKNGKIT3 - NATIONAL GRID PICK-UP OVER 10K, EXTENDED / SUPER CAB WITH GENERIC TOPPER



Installation Note: Align the piston stripe points with door handle



Installation Note: When installing Conspicuity, cut to match the angle of the rod and piston design leaving a void the width of the piston

Installation Note: Part #MKKE0074 may require edge sealing tape during installation



Installation Note: When installing graphics over body molding, use heat for best adhesion

- 1 each MKKE0100 62" wide Driver Side Piston and Rod
- 1 each MKKE0101 62" wide Passenger Side Piston and Rod
- 2 each MKKE0107 28" National Grid logo
- 1 each MKKE0109 24" National Grid logo
- 2 each MKKE0078 2" unit numbers black
- 2 each MKKE0079 2" USDOT

- 2 each MKKE811 9.5" wide 811 decal
- 3 each MKKE0072 10" high Conspicuity
- 1 each MKKE0074 4" high High Visibility Conspicuity
- 1 each MKKE0081 3.5" x 3.5" Circle of Safety
- 1 each MKKE0082 2.5" x 2.5" Buckle Up!



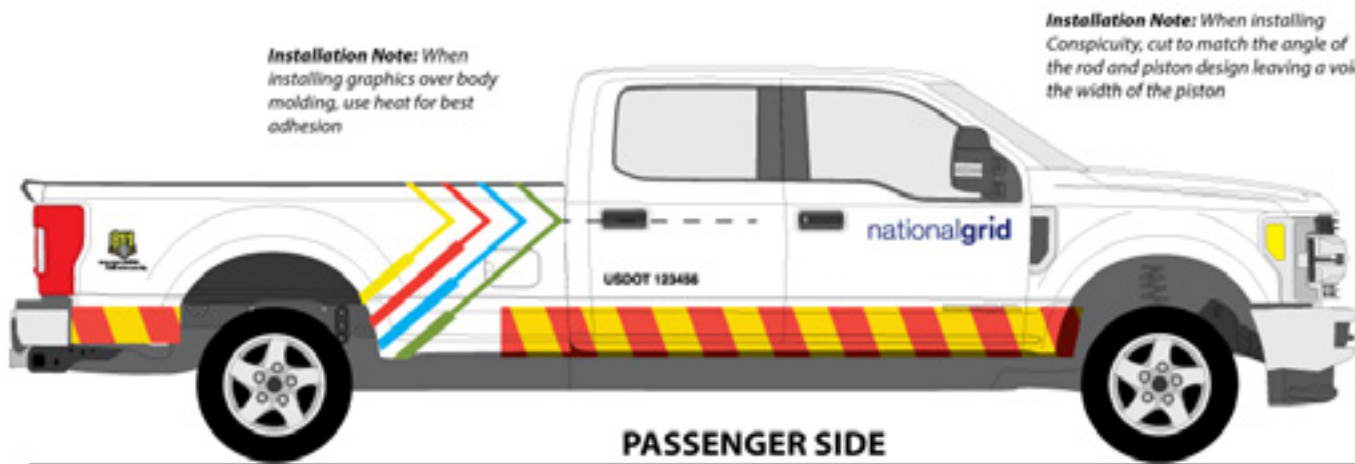
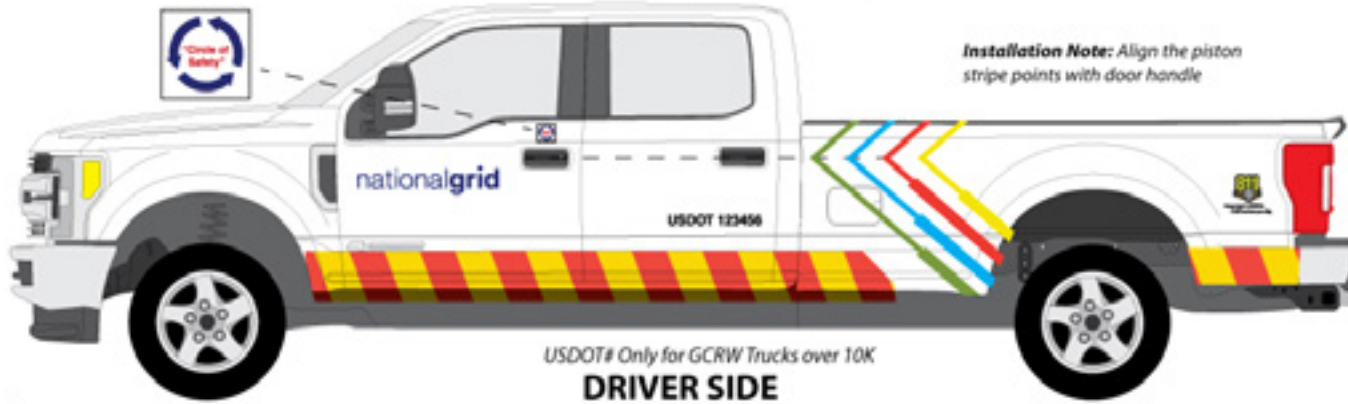
Buckle Up! decal goes on interior of vehicle. Not shown to scale.

IMPORTANT NOTE TO INSTALL CREWS:
POSITION ALL GRAPHICS BEFORE APPLICATION! HEIGHT AND WIDTH MAY VARY. ALL SIZES ARE APPROXIMATE! CONFIRM MEASUREMENTS TO ENSURE PROPER FIT.

Updated 10-26-2021 • pz



MKNGKIT3 - NATIONAL GRID PICK-UP OVER 10K, CREW CAB



Installation Note:
Part #MKKE0074 may require edge sealing tape during installation

- 1 each MKKE0100 62" wide Driver Side Piston and Rod
- 1 each MKKE0101 62" wide Passenger Side Piston and Rod
- 2 each MKKE0107 28" National Grid logo
- 1 each MKKE0109 24" National Grid logo
- 2 each MKKE0078 2" unit numbers black
- 2 each MKKE0079 2" USDOT

- 2 each MKKE811 9.5" wide 811 decal
- 3 each MKKE0072 10" high Conspicuity
- 1 each MKKE0074 4" high High Visibility Conspicuity
- 1 each MKKE0081 3.5" x 3.5" Circle of Safety
- 1 each MKKE0082 2.5" x 2.5" Buckle Up!



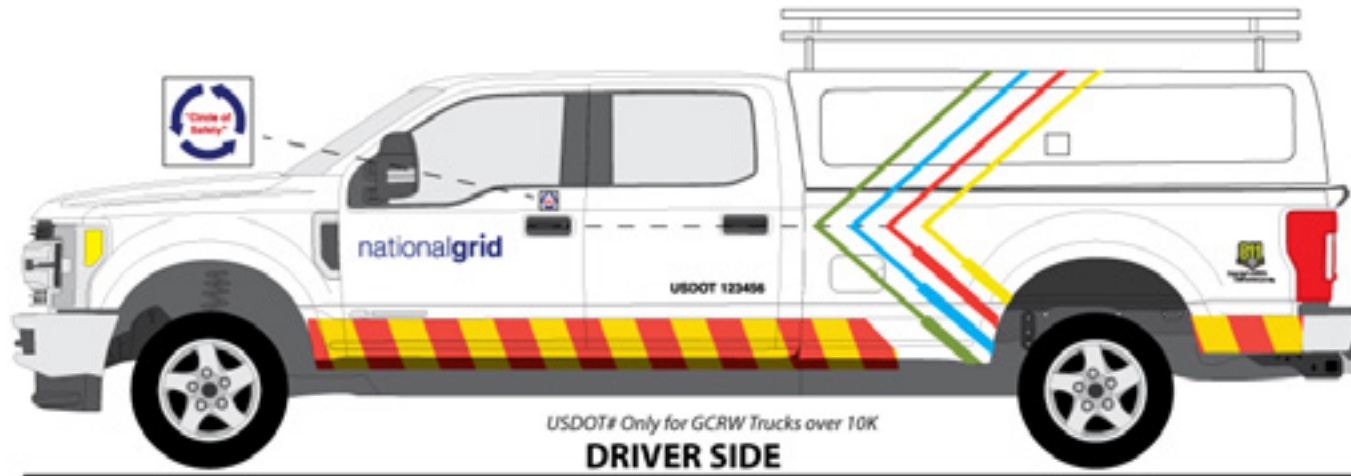
Buckle Up! decal goes on interior of vehicle. Not shown to scale.

IMPORTANT NOTE TO INSTALL CREWS:
POSITION ALL GRAPHICS BEFORE APPLICATION! HEIGHT AND WIDTH MAY VARY. ALL SIZES ARE APPROXIMATE! CONFIRM MEASUREMENTS TO ENSURE PROPER FIT.

Updated 10-26-2021 • pz



MKNGKIT3 - NATIONAL GRID PICK-UP OVER 10K, CREW CAB WITH TOPPER

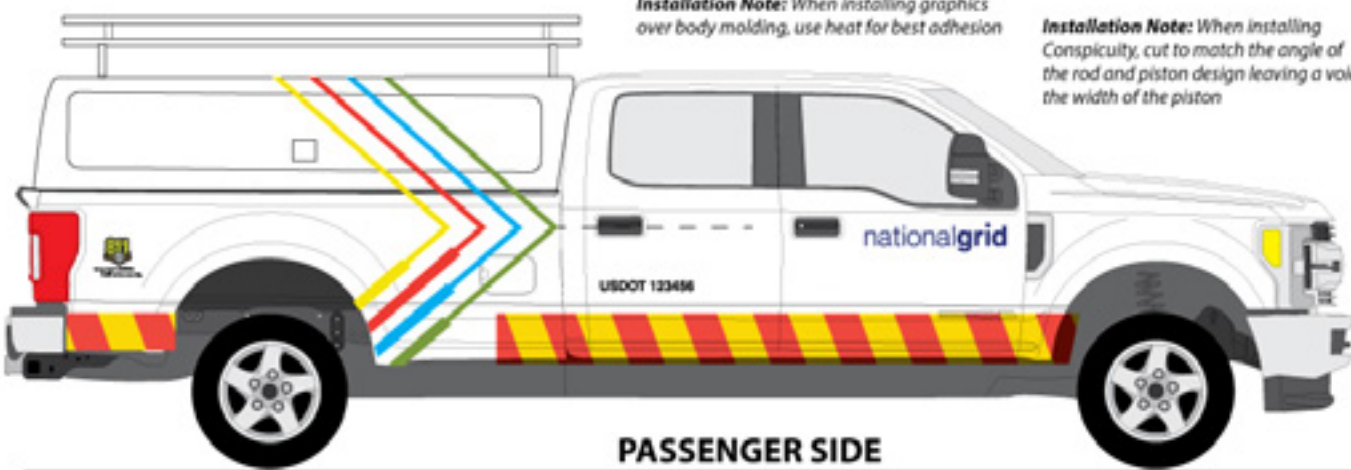


USDOT# Only for GCRW Trucks over 10K
DRIVER SIDE



FRONT

Installation Note: Align the piston stripe points with door handle



PASSENGER SIDE

Installation Note: When installing graphics over body molding, use heat for best adhesion

Installation Note: When installing Conspicuity, cut to match the angle of the rod and piston design leaving a void the width of the piston



REAR

Installation Note: Part #MKKE0074 may require edge sealing tape during installation

- 1 each MKKE0100 62" wide Driver Side Piston and Rod
- 1 each MKKE0101 62" wide Passenger Side Piston and Rod
- 2 each MKKE0107 28" National Grid logo
- 1 each MKKE0109 24" National Grid logo
- 2 each MKKE0078 2" unit numbers black
- 2 each MKKE0079 2" USDOT

- 2 each MKKE811 9.5" wide 811 decal
- 3 each MKKE0072 10" high Conspicuity
- 1 each MKKE0074 4" high High Visibility Conspicuity
- 1 each MKKE0081 3.5" x 3.5" Circle of Safety
- 1 each MKKE0082 2.5" x 2.5" Buckle Up!



Buckle Up! decal goes on interior of vehicle. Not shown to scale.

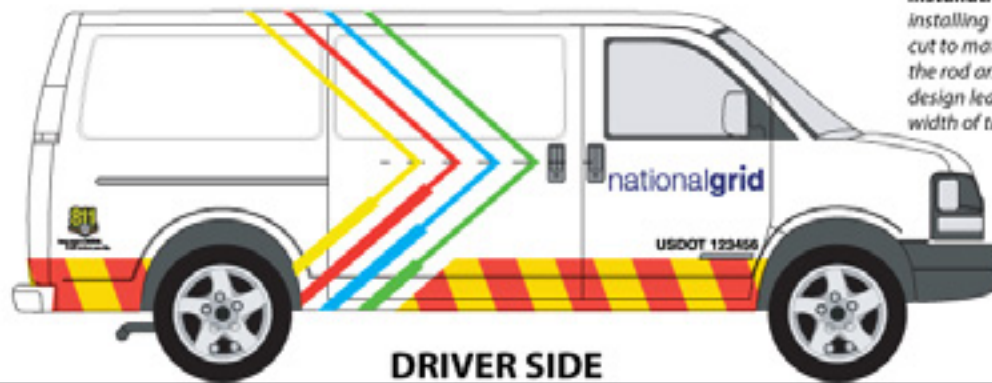
IMPORTANT NOTE TO INSTALL CREWS:
POSITION ALL GRAPHICS BEFORE APPLICATION! HEIGHT AND WIDTH MAY VARY. ALL SIZES ARE APPROXIMATE! CONFIRM MEASUREMENTS TO ENSURE PROPER FIT.

Updated 10-26-2021 - pz



MKNGKIT5 - NATIONAL GRID VAN WITHOUT WINDOWS

Installation Note: When installing graphics over body molding, use heat for best adhesion



DRIVER SIDE

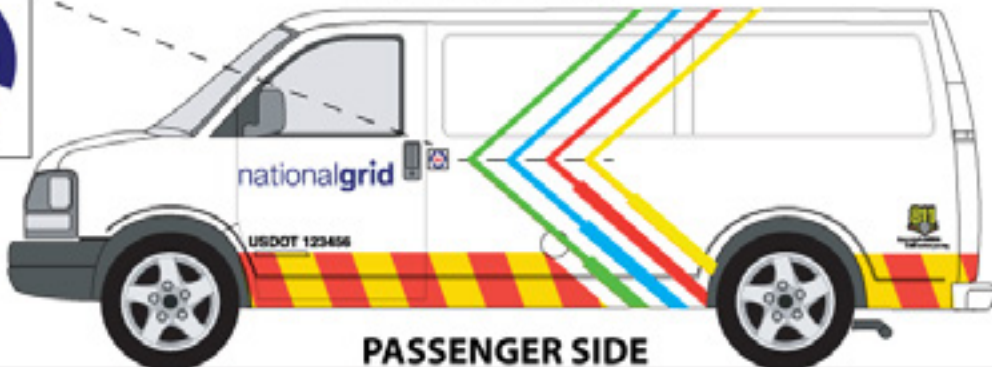
Installation Note: When installing Conspicuity, cut to match the angle of the rod and piston design leaving a void the width of the piston



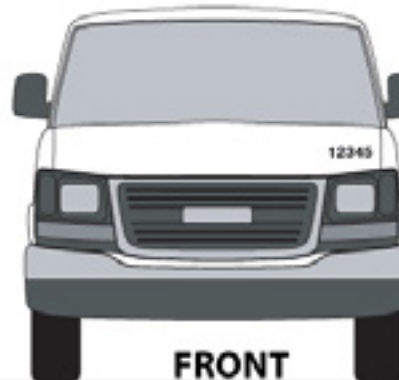
REAR

Installation Note: Part #MKKE0074 may require edge sealing tape during installation

Installation Note: Align the piston stripe points with door handle



PASSENGER SIDE



FRONT

Buckle Up! decal goes on interior of vehicle. Not shown to scale.

- 1 each MKKE0100 62" wide Driver Side Piston and Rod
- 1 each MKKE0101 62" wide Passenger Side Piston and Rod
- 2 each MKKE0107 28" National Grid logo with tagline
- 1 each MKKE0109 24" National Grid logo with tagline
- 2 each MKKE0078 2" unit numbers black
- 2 each MKKE0079 2" USDOT

- 2 each MKKE811 9.5" wide 811 decal
- 2 each MKKE0072 10" Conspicuity
- 1 each MKKE0074 4" x 120" Conspicuity High Visibility 4" stripes
- 1 each MKKE0081 3.5" dia. Circle of Safety Decal
- 1 each MKKE0082 2.5" x 2.5" Buckle Up!



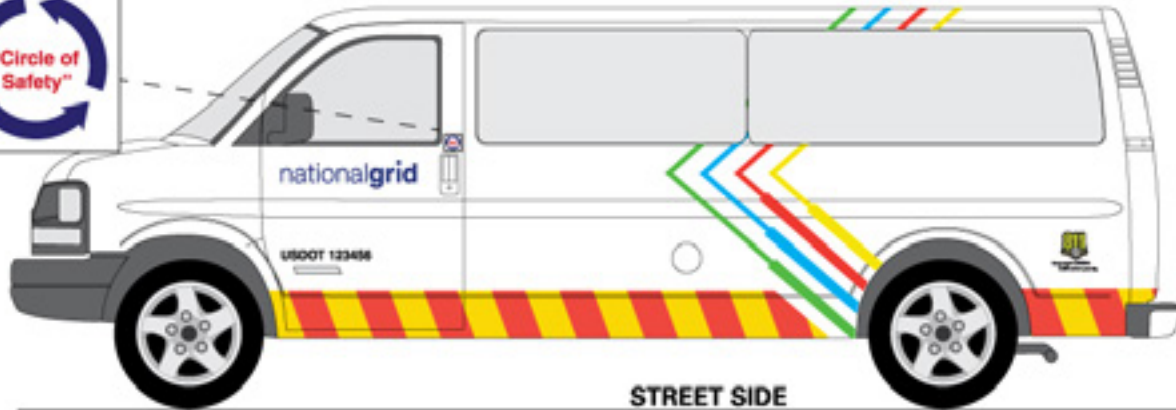
IMPORTANT NOTE TO INSTALL CREWS:

POSITION ALL GRAPHICS BEFORE APPLICATION! HEIGHT AND WIDTH MAY VARY. ALL SIZES ARE APPROXIMATE! CONFIRM MEASUREMENTS TO ENSURE PROPER FIT.

Updated 10-26-2021 • pz



MKNGKIT6 - NATIONAL GRID VAN OVER 10K WITH WINDOWS

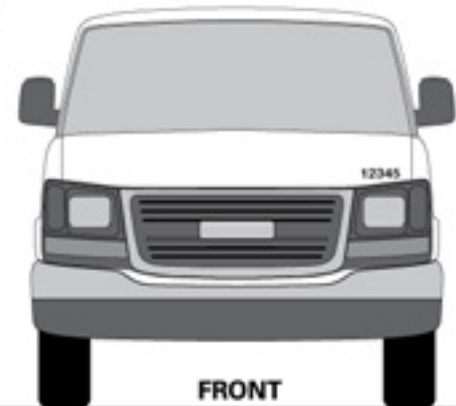
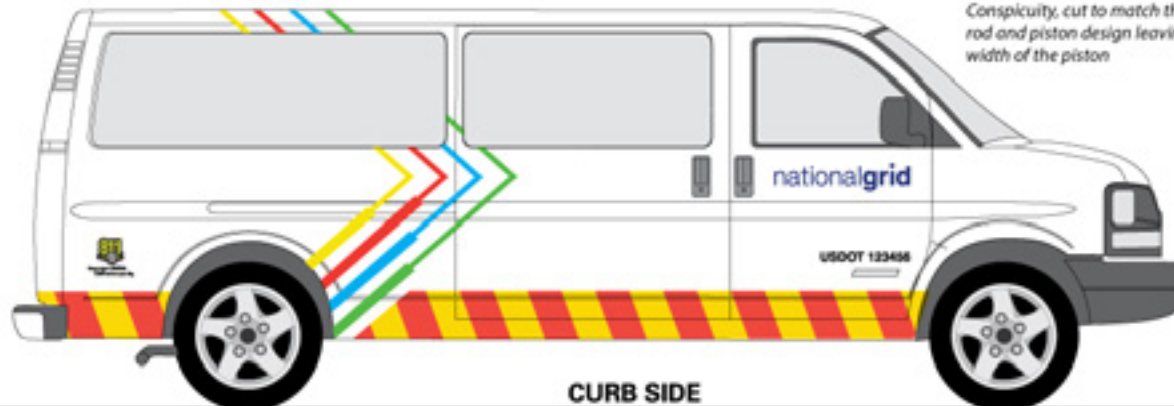


Installation Note:
Part #MKKE0074
may require edge
sealing tape
during installation



Installation Note: When installing graphics
over body molding, use heat for best adhesion

Installation Note: When installing
Conspicuity, cut to match the angle of the
rod and piston design leaving a void the
width of the piston



- | | | | |
|--------|-------------------------------------------------|--------|----------------------------------------------|
| 1 each | MKKE0100 62" wide Driver Side Piston and Rod | 2 each | MKKE0079 2" USDOT |
| 1 each | MKKE0101 62" wide Passenger Side Piston and Rod | 3 each | MKKE0072 10" high Conspicuity |
| 2 each | MKKE0107 28" National Grid logo | 1 each | MKKE0074 4" high High Visibility Conspicuity |
| 1 each | MKKE0109 24" National Grid logo | 1 each | MKKE0081 3.5" dia. Circle of Safety Decal |
| 2 each | MKKE0078 2" unit numbers black | 1 each | MKKE0082 2.5" x 2.5" Buckle Up! |
| 2 each | MKKE811 9.5" wide 811 decal | | |



Buckle Up! decal goes on interior
of vehicle. Not shown to scale.

IMPORTANT NOTE TO INSTALL CREWS:
POSITION ALL GRAPHICS BEFORE APPLICATION! HEIGHT AND WIDTH MAY VARY. ALL SIZES ARE APPROXIMATE! CONFIRM MEASUREMENTS TO ENSURE PROPER FIT.

Updated 10-26-2021 .v.nv



MKNGKIT7 - NATIONAL GRID VAN OVER 10K WITHOUT WINDOWS

Installation Note: When installing graphics over body molding, use heat for best adhesion




STREET SIDE



REAR

Installation Note: Part #MKKE0074 may require edge sealing tape during installation



CURB SIDE

Installation Note: When installing Conspicuity, cut to match the angle of the rod and piston design leaving a void the width of the piston



FRONT

- 1 each MKKE0100 62" wide Driver Side Piston and Rod
- 1 each MKKE0101 62" wide Passenger Side Piston and Rod
- 2 each MKKE0107 28" National Grid logo
- 1 each MKKE0109 24" National Grid logo
- 2 each MKKE0078 2" unit numbers black
- 2 each MKKE811 9.5" wide 811 decal

- 2 each MKKE0079 2" USDOT
- 2 each MKKE0072 10" high Conspicuity
- 1 each MKKE0074 4" high High Visibility Conspicuity
- 1 each MKKE0081 3.5" dia. Circle of Safety Decal
- 1 each MKKE0082 2.5" x 2.5" Buckle Up!



Buckle Up! decal goes on interior of vehicle. Not shown to scale.

IMPORTANT NOTE TO INSTALL CREWS:

POSITION ALL GRAPHICS BEFORE APPLICATION! HEIGHT AND WIDTH MAY VARY. ALL SIZES ARE APPROXIMATE! CONFIRM MEASUREMENTS TO ENSURE PROPER FIT.

Updated 10-26-2021 • pz



MKNGKIT8 - NATIONAL GRID FREIGHT VAN

When installing graphics over body molding, use heat for best adhesion



Installation Note: Align the piston stripe points with the middle of cab window

Installation Note: When installing Conspicuity, cut to match the angle of the rod and piston design leaving a void the width of the piston

Conspicuity Installation Note: The yellow and orange conspicuity is in addition to any existing DOT red and white conspicuity and should not cover the red and white stripe.



- 1 each MKKE0102 80" wide Driver Side Piston and Rod
- 1 each MKKE0103 80" wide Passenger Side Piston and Rod
- 1 each MKKE0105 Drivers Side Piston and Rod Extention
- 1 each MKKE0106 Passengers Side Piston and Rod Extention
- 2 each MKKE0107 28" National Grid logo
- 1 each MKKE0109 24" National Grid logo
- 1 each MKKE0108 50" National Grid logo (front)
- 2 each MKKE0078 2" unit numbers black
- 2 each MKKE811 9.5" wide 811 decal
- 2 each MKKE0079 2" USDOT
- 2 each MKKE0072 10" high Conspicuity
- 1 each MKKE0074 4" high High Visibility Conspicuity
- 1 each MKKE0081 3.5" x 3.5" Circle of Safety
- 1 each MKKE0082 2.5" x 2.5" Buckle Up!



Buckle Up! decal goes on interior of vehicle. Not shown to scale.

Conspicuity Installation Note:

The yellow and orange conspicuity is in addition to any existing DOT red and white conspicuity and should not cover the red and white stripe.

IMPORTANT NOTE TO INSTALL CREWS:

POSITION ALL GRAPHICS BEFORE APPLICATION! HEIGHT AND WIDTH MAY VARY. ALL SIZES ARE APPROXIMATE! CONFIRM MEASUREMENTS TO ENSURE PROPER FIT.

Updated 7-1-2020 • pz

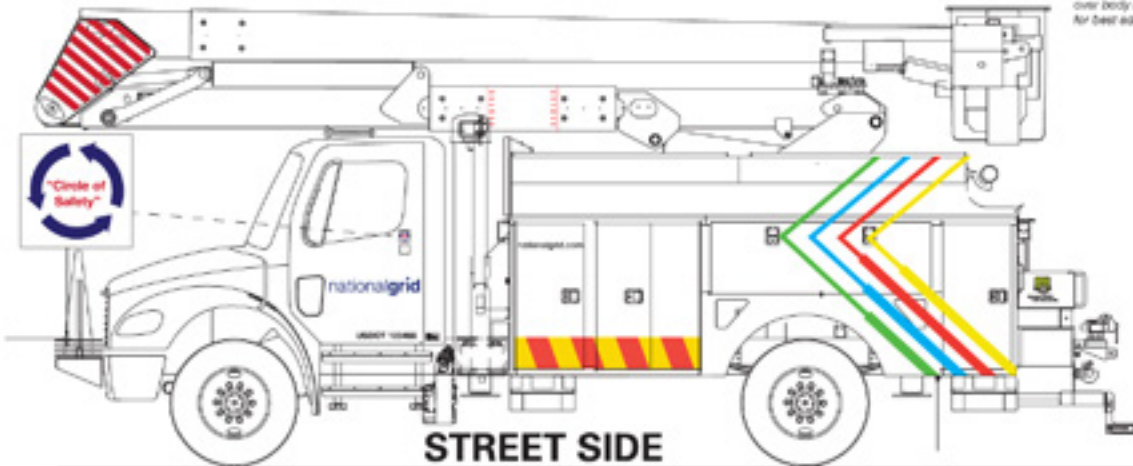


MKNGKIT9 - NATIONAL GRID AERIAL LINE TRUCK 1



MKKE0123 and MKKE0136
Code blue switch plate decal
and Code Blue instructions
placed on dash


When installing graphics
over body molding, use heat
for best adhesion



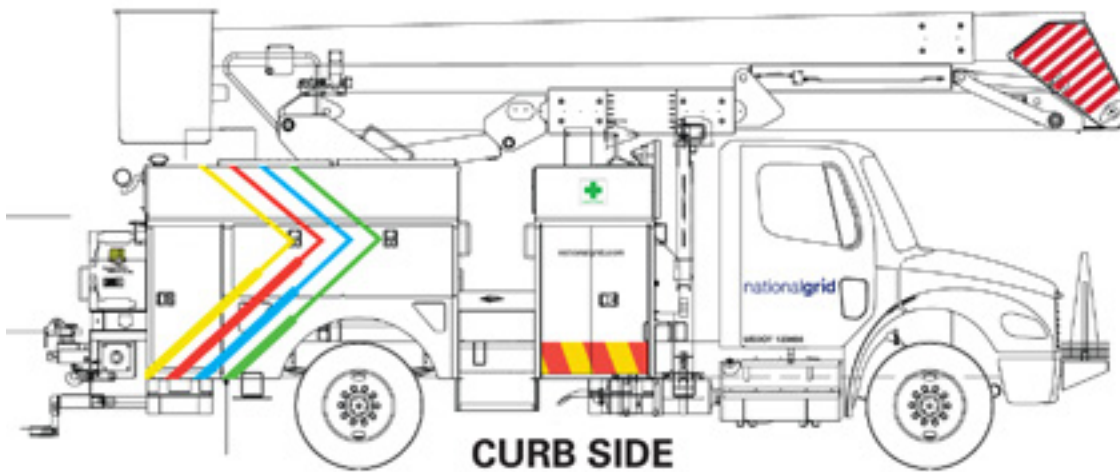
STREET SIDE



REAR



FRONT



CURB SIDE

- 1 each MKKE0102 80" wide Driver Side Piston and Rod
- 1 each MKKE0103 80" wide Passenger Side Piston and Rod
- 2 each MKKE0107 28" National Grid logo
- 2 each MKKE0078 2" unit numbers black
- 2 each MKKE811 9.5" wide 811 decal
- 2 each MKKE0079 2" USDOT
- 2 each MKKE0072 10" high Conspicuity
- 1 each MKKE0075 2" x 120" 11/7 Red/White Conspicuity
- 2 each MKKE0104 20" nationalgrid.com
- 1 each MKKE0081 3.5" x 3.5" Circle of Safety
- 1 each MKKE0082 2.5" x 2.5" Buckle Up!
- 16 each MKKE0077 3" x 24" Aerial Boom
- 1 each MKKE0116 2.5" National Grid Logo for bucket
- 1 each MKKE0123 2.75" x 4 Code blue instructions
- 1 each MKKE0124 4" X 4" First Aid Compartment
- 1 each MKKE0125 4" x 4" Rescue Device
- 1 each MKKE0136 3" x 2" Code blue switch plate decal



Buckle Up! decal goes on
interior of vehicle. Not
shown to scale.



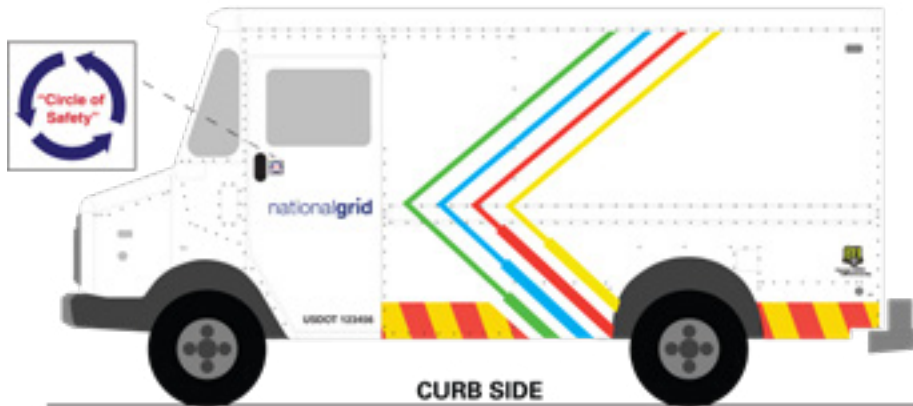
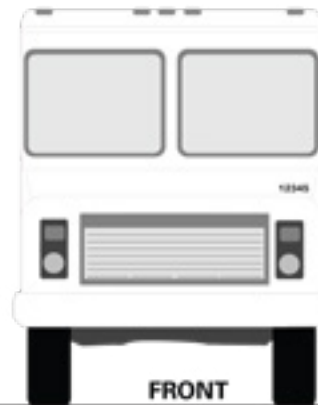

IMPORTANT NOTE TO INSTALL CREWS:

POSITION ALL GRAPHICS BEFORE APPLICATION! HEIGHT AND WIDTH MAY VARY. ALL SIZES ARE APPROXIMATE! CONFIRM MEASUREMENTS TO ENSURE PROPER FIT.

Updated 12-21-2020 • pz



MKNGKIT10 - NATIONAL GRID STEP VAN



Installation Note:
When installing graphics over body molding, use heat for best adhesion

Installation Note: When installing conspicuity, cut to match the angle of the rod and piston design leaving a void the width of the piston

Conspicuity Installation Note:
The yellow and orange conspicuity is in addition to any existing DOT red and white conspicuity and should not cover the red and white stripe.

Installation Note:
Part #MKKE0074 may require edge sealing tape during installation



Buckle Up! decal goes on interior of vehicle. Not shown to scale.

- 1 each MKKE0102 80" wide Driver Side Piston and Rod
- 1 each MKKE0103 80" wide Passenger Side Piston and Rod
- 1 each MKKE0105 Drivers Side Piston and Rod Extension
- 1 each MKKE0106 Passengers Side Piston and Rod Extension

- 2 each MKKE0107 28" National Grid logo
- 1 each MKKE0109 24" National Grid logo
- 2 each MKKE0078 2" unit numbers black
- 2 each MKKE811 9.5" wide 811 decal
- 2 each MKKE0079 2" USDOT

- 2 each MKKE0072 10" high Conspicuity
- 1 each MKKE0074 4" high High Visibility Conspicuity
- 1 each MKKE0081 3.5" x 3.5" Circle of Safety
- 1 each MKKE0082 2.5" x 2.5" Buckle Up!

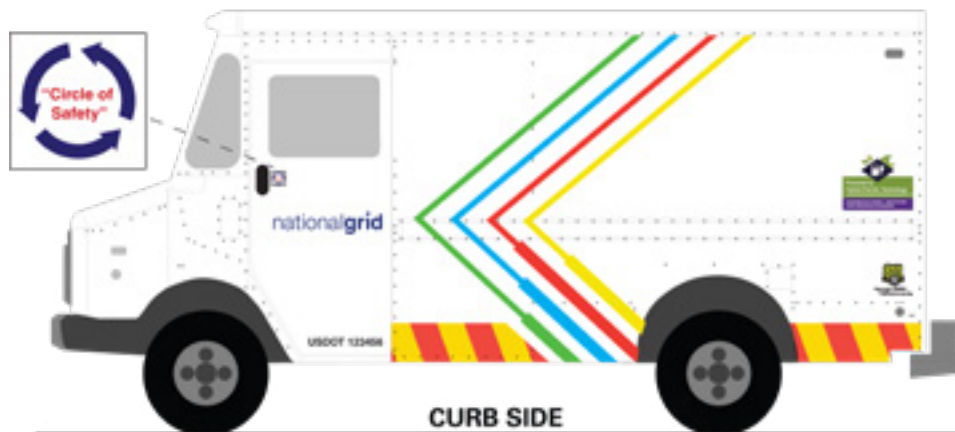

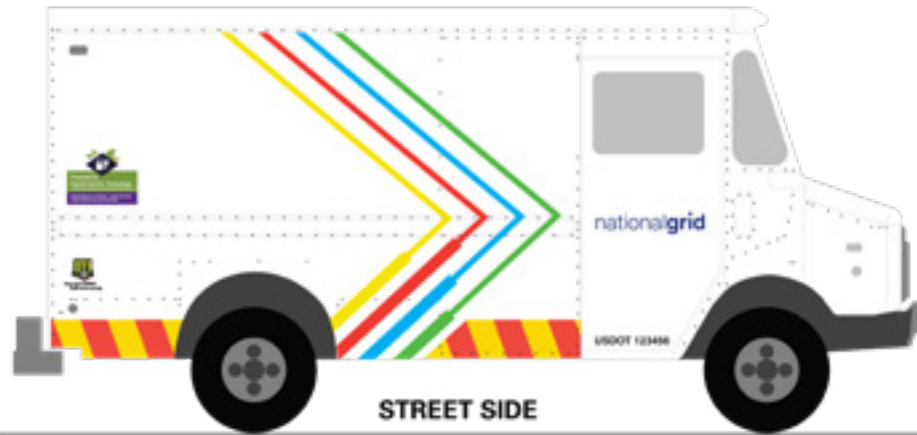
IMPORTANT NOTE TO INSTALL CREWS:

POSITION ALL GRAPHICS BEFORE APPLICATION! HEIGHT AND WIDTH MAY VARY. ALL SIZES ARE APPROXIMATE! CONFIRM MEASUREMENTS TO ENSURE PROPER FIT.

Updated 7-1-2020 • pz



MKNGKIT10H - NATIONAL GRID STEP VAN (HYBRID)



Installation Note:
When installing graphics over body molding, use heat for best adhesion

Installation Note: When installing conspicuity, cut to match the angle of the rod and piston design leaving a void the width of the piston

Conspicuity Installation Note:
The yellow and orange conspicuity is in addition to any existing DOT red and white conspicuity and should not cover the red and white stripe.

Installation Note:
Part #MKKE0074 may require edge sealing tape during installation



Buckle Up! decal goes on interior of vehicle. Not shown to scale.

- 1 each MKKE0102 80" wide Driver Side Piston and Rod
- 1 each MKKE0103 80" wide Passenger Side Piston and Rod
- 1 each MKKE0105 Drivers Side Piston and Rod Extension
- 1 each MKKE0106 Passengers Side Piston and Rod Extension

- 2 each MKKE0107 28" National Grid logo
- 1 each MKKE0109 24" National Grid logo
- 2 each MKKE0078 2" unit numbers black
- 2 each MKKE811 9.5" wide 811 decal
- 2 each MKKE0079 2" USDOT

- 2 each MKKE0072 10" high Conspicuity
- 1 each MKKE0074 4" high High Visibility Conspicuity
- 1 each MKKE0081 3.5" x 3.5" Circle of Safety
- 1 each MKKE0082 2.5" x 2.5" Buckle Up!
- 2 each MKKE0117 14.44" x 18.3" Powered by Hybrid...

IMPORTANT NOTE TO INSTALL CREWS:

POSITION ALL GRAPHICS BEFORE APPLICATION! HEIGHT AND WIDTH MAY VARY. ALL SIZES ARE APPROXIMATE! CONFIRM MEASUREMENTS TO ENSURE PROPER FIT.

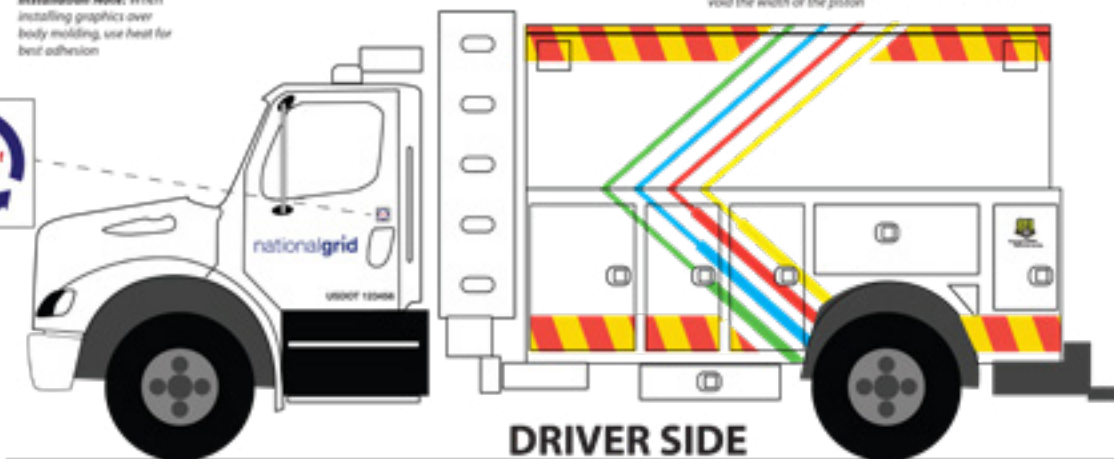
Updated 7-1-2020 - pz



MKNGKIT11 - NATIONAL GRID COMPRESSOR TRUCK

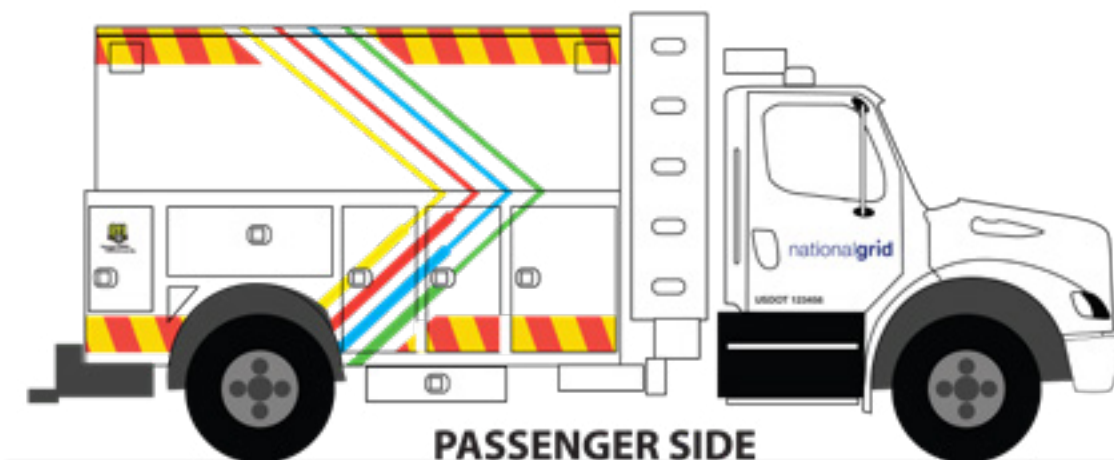
Installation Note: When installing graphics over body molding, use heat for best adhesion

Installation Note: When installing Conspicuity, cut to match the angle of the rod and piston design leaving a void the width of the piston



Conspicuity Installation Note:
The yellow and orange conspicuity is in addition to any existing DOT red and white conspicuity and should not cover the red and white stripe.

Installation Note:
Part #MKKE0074 may require edge sealing tape during installation



Buckle Up! decal goes on interior of vehicle. Not shown to scale.

- 1 each MKKE0102 80" wide Driver Side Piston and Rod
- 1 each MKKE0103 80" wide Passenger Side Piston and Rod
- 1 each MKKE0105 Drivers Side Piston and Rod Extension
- 1 each MKKE0106 Passengers Side Piston and Rod Extension
- 2 each MKKE0107 28" National Grid logo

- 1 each MKKE0108 50" National Grid logo
- 1 each MKKE0109 24" National Grid logo
- 2 each MKKE0078 2" unit numbers black
- 2 each MKKE0079 2" USDOT
- 2 each MKKE811 9.5" wide 811 decal

- 4 each MKKE0072 10" high Conspicuity
- 1 each MKKE0074 4" high High Visibility Conspicuity
- 1 each MKKE0081 3.5" dia. Circle of Safety Decal
- 1 each MKKE0082 2.5" x 2.5" Buckle Up!

IMPORTANT NOTE TO INSTALL CREWS:
POSITION ALL GRAPHICS BEFORE APPLICATION! HEIGHT AND WIDTH MAY VARY. ALL SIZES ARE APPROXIMATE! CONFIRM MEASUREMENTS TO ENSURE PROPER FIT.

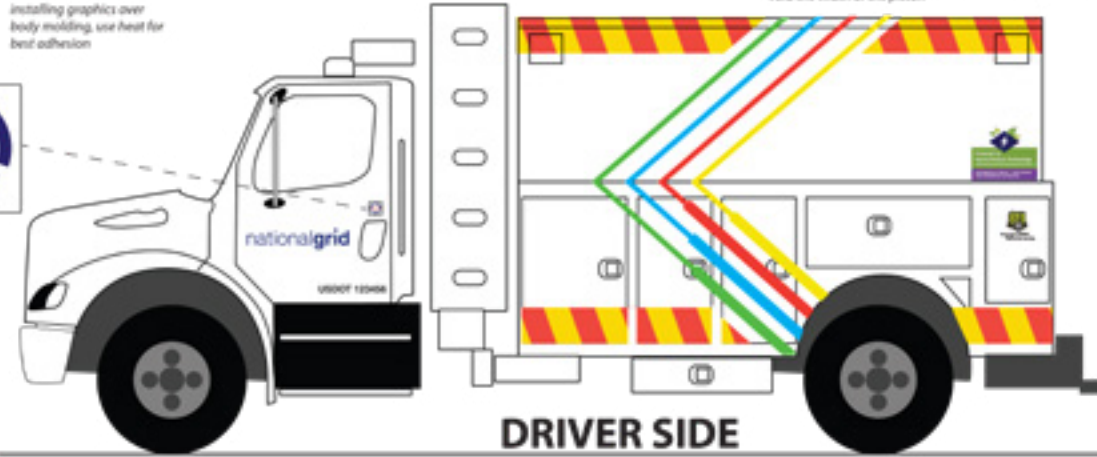
Updated 7-1-2020 • pz



MKNGKIT11H - NATIONAL GRID COMPRESSOR TRUCK (HYBRID)

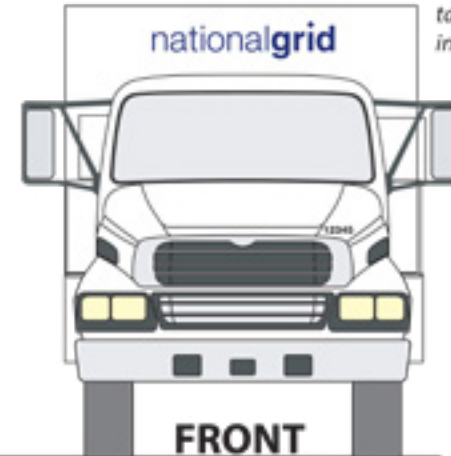
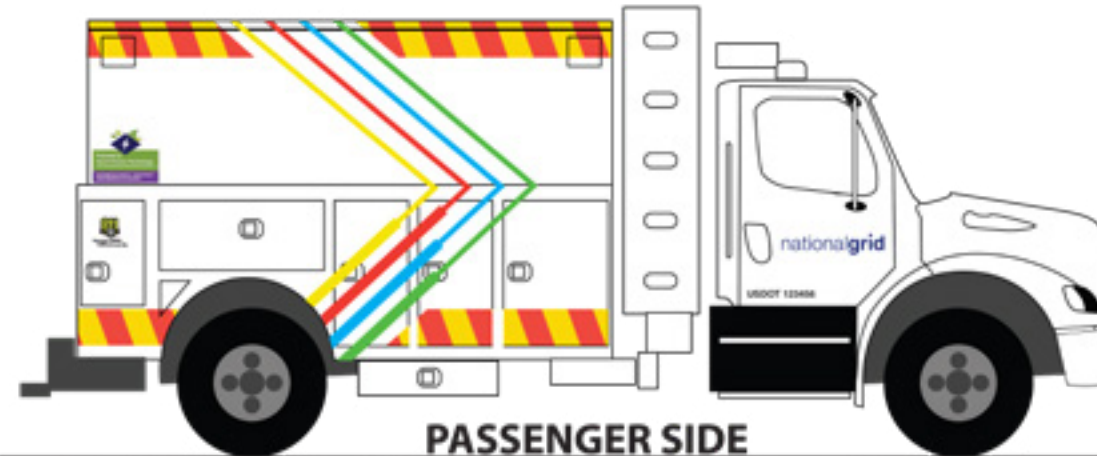
Installation Note: When installing graphics over body molding, use heat for best adhesion

Installation Note: When installing Conspicuity, cut to match the angle of the rod and piston design leaving a void the width of the piston



Conspicuity Installation Note: The yellow and orange conspicuity is in addition to any existing DOT red and white conspicuity and should not cover the red and white stripe.

Installation Note: Part #MKKE0074 may require edge sealing tape during installation



Buckle Up! decal goes on interior of vehicle. Not shown to scale.

- 1 each MKKE0102 80" wide Driver Side Piston and Rod
- 1 each MKKE0103 80" wide Passenger Side Piston and Rod
- 1 each MKKE0105 Drivers Side Piston and Rod Extention
- 1 each MKKE0106 Passengers Side Piston and Rod Extention
- 2 each MKKE0107 28" National Grid logo

- 1 each MKKE0108 50" National Grid logo
- 1 each MKKE0109 24" National Grid logo
- 2 each MKKE0078 2" unit numbers black
- 2 each MKKE0079 2" USDOT
- 2 each MKKE811 9.5" wide 811 decal

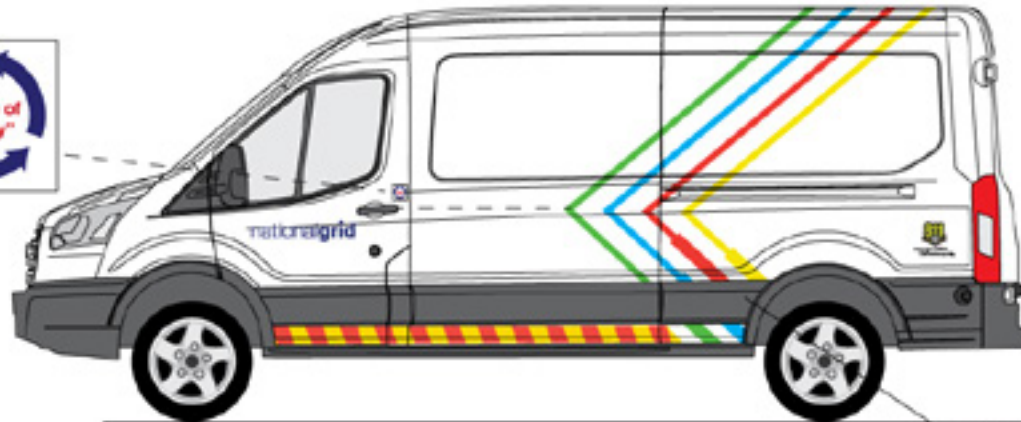
- 4 each MKKE0072 10" high Conspicuity
- 1 each MKKE0074 4" high High Visibility Conspicuity
- 1 each MKKE0081 3.5" dia. Circle of Safety Decal
- 1 each MKKE0082 2.5" x 2.5" Buckle Up!
- 2 each MKKE0117 14.44" X 18.3" Powered by Hybrid...

IMPORTANT NOTE TO INSTALL CREWS: POSITION ALL GRAPHICS BEFORE APPLICATION! HEIGHT AND WIDTH MAY VARY. ALL SIZES ARE APPROXIMATE! CONFIRM MEASUREMENTS TO ENSURE PROPER FIT.

Updated 7-1-2020 - pz

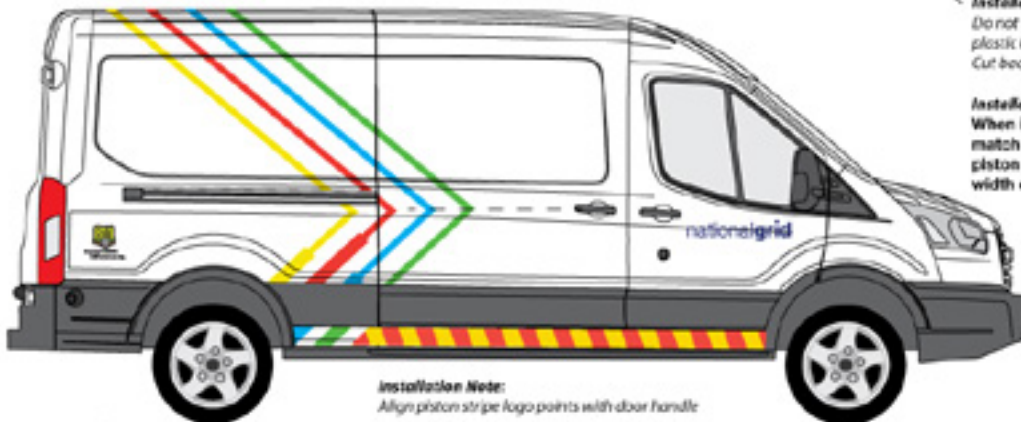


MKNGKIT12 - NATIONAL GRID FORD TRANSIT



Installation Note:
When installing Conspicuity, cut to match the angle of the rod and piston design leaving a void the width of the piston

Installation Note: Part #MKKE0074 may require edge sealing tape during installation



Installation Note:
Do not apply piston stripe graphics over plastic body moulding. Cut back as shown.

Installation Note:
When installing conspicuity, cut to match the angle of the rod and piston design leaving a void the width of the piston

Installation Note:
Align piston stripe logo points with door handle



- 1 each MKKE0102 80" wide Driver Side Piston and Rod
- 1 each MKKE0103 80" wide Passenger Side Piston and Rod
- 3 each MKKE0109 24" National Grid logo
- 2 each MKKE0078 2" unit numbers black

- 2 each MKKE811 9.5" wide 811 decal
- 3 each MKKE0074 4" high High Visibility Conspicuity
- 1 each MKKE0081 3.5" dia. Circle of Safety Decal
- 1 each MKKE0082 2.5" x 2.5" Buckle Up!



Buckle Up! decal goes on interior of vehicle. Not shown to scale.

IMPORTANT NOTE TO INSTALL CREWS:
POSITION ALL GRAPHICS BEFORE APPLICATION! HEIGHT AND WIDTH MAY VARY. ALL SIZES ARE APPROXIMATE! CONFIRM MEASUREMENTS TO ENSURE PROPER FIT.

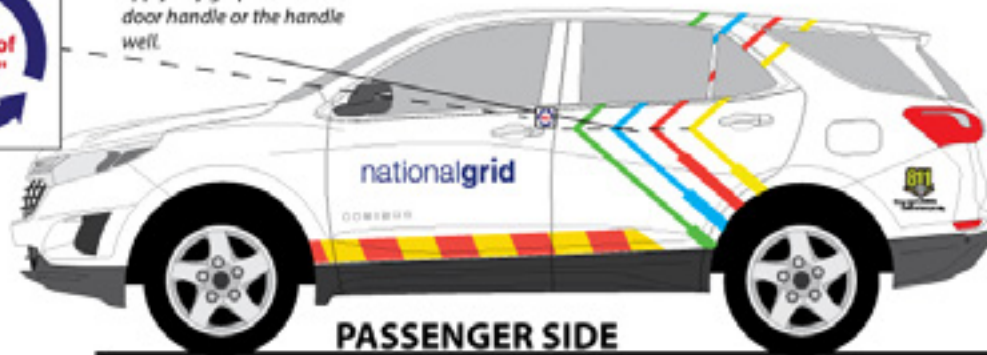
Updated 710-26-2021 - pz



MKNGKIT13 - NATIONAL GRID SUV SHOWN ON CHEVY EQUINOX



Installation Note: Do not apply any graphics on the door handle or the handle well.



Installation Note: When installing conspicuity, cut to match the angle of the rod and piston design leaving a void the width of the piston



Installation Note: Part #MKKE0074 may require edge sealing tape during installation

Installation Note: When installing graphics over body molding, use heat for best adhesion



Installation Note: Align the piston stripe points with door handle



Buckle Up! decal goes on interior of vehicle. Not shown to scale.

- 1 each MKKE0100 62" wide Driver Side Piston and Rod
- 1 each MKKE0101 62" wide Passenger Side Piston and Rod
- 2 each MKKE0107 28" National Grid logo
- 2 each MKKE0078 2" unit numbers black
- 2 each MKKE811 9.5" wide 811 decal

- 3 each MKKE0074 4" x 120" high High Visibility Conspicuity 4" stripes
- 1 each MKKE0081 3.5" dia. Circle of Safety Decal
- 1 each MKKE0082 2.5" x 2.5" Buckle Up!

IMPORTANT NOTE TO INSTALL CREWS: POSITION ALL GRAPHICS BEFORE APPLICATION! HEIGHT AND WIDTH MAY VARY. ALL SIZES ARE APPROXIMATE! CONFIRM MEASUREMENTS TO ENSURE PROPER FIT.

Updated 10-26-2021 • pz



MKNGKIT13E - NATIONAL GRID 2018 CHEVY BOLT



Installation Note: Do not apply any graphics on the door handle or the handle well.



Installation Note: When installing conspicuity, cut to match the angle of the rod and piston design leaving a void the width of the piston



Installation Note: Part #MKKE0074 may require edge sealing tape during installation

Installation Note: When installing graphics over body molding, use heat for best adhesion



Buckle Up! decal goes on interior of vehicle. Not shown to scale.

- 1 each MKKE0100 62" wide Driver Side Piston and Rod
- 1 each MKKE0101 62" wide Passenger Side Piston and Rod
- 2 each MKKE0107 28" National Grid logo
- 2 each MKKE0078 2" unit numbers black
- 2 each MKKE811 9.5" wide 811 decal

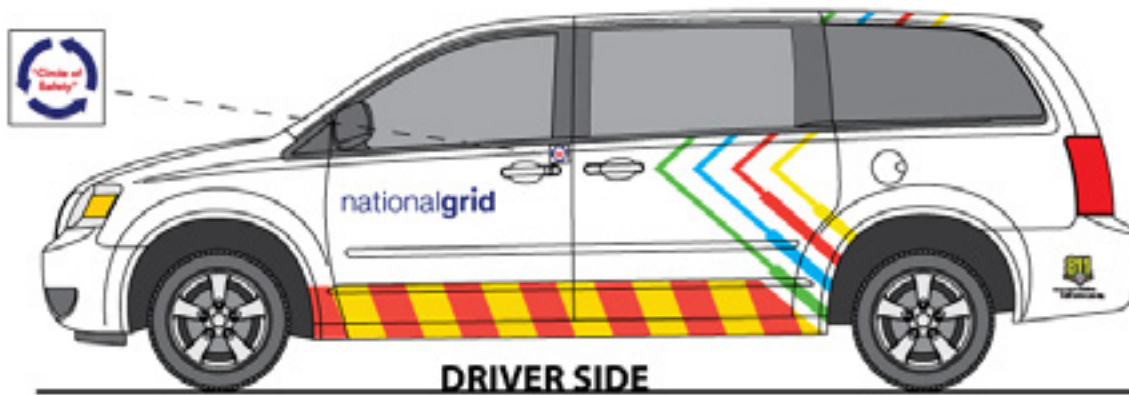
- 2 each MKKE0073 4" Conspicuity
- 1 each MKKE0074 4" x 120" Conspicuity High Visibility 4" stripes
- 1 each MKKE0081 3.5" dia. Circle of Safety Decal
- 1 each MKKE0082 2.5" x 2.5" Buckle Up!
- 2 each MKKE0119 9.63" x 12.19 Powered by Electricity

IMPORTANT NOTE TO INSTALL CREWS:
 POSITION ALL GRAPHICS BEFORE APPLICATION! HEIGHT AND WIDTH MAY VARY. ALL SIZES ARE APPROXIMATE! CONFIRM MEASUREMENTS TO ENSURE PROPER FIT.

Updated 10-26-2021 • pz

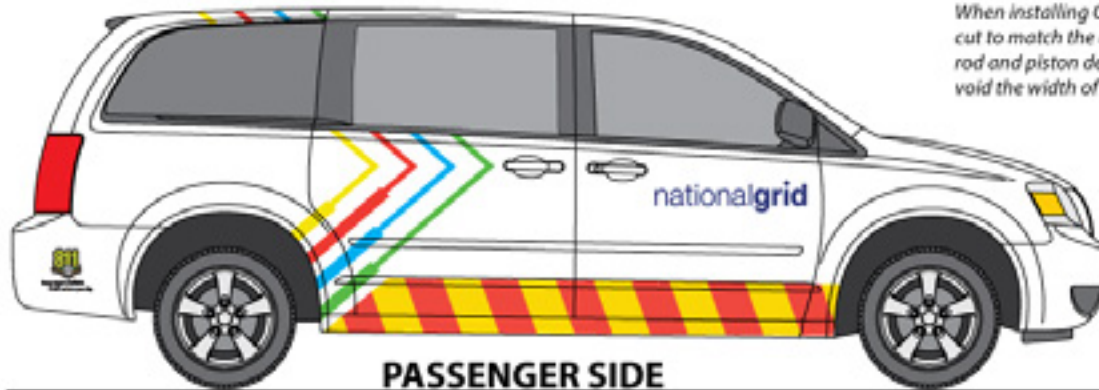


MKNGKIT14 - NATIONAL GRID GRAND CARAVAN MINI VAN



Installation Note:
When installing graphics over body molding, use heat for best adhesion

Installation Note:
When installing Conspicuity, cut to match the angle of the rod and piston design leaving a void the width of the piston



Installation Note:
Part #MKKE0074 may require edge sealing tape during installation



Buckle Up! decal goes on interior of vehicle. Not shown to scale.

- 1 each MKKE0100 62" wide Driver Side Piston and Rod
- 1 each MKKE0101 62" wide Passenger Side Piston and Rod
- 2 each MKKE0107 28" National Grid logo
- 1 each MKKE0109 24" National Grid logo
- 2 each MKKE0078 2" unit numbers black

- 2 each MKKE811 9.5" wide 811 decal
- 2 each MKKE0072 10" high Conspicuity
- 1 each MKKE0074 4" high High Visibility Conspicuity
- 1 each MKKE0081 3.5" dia. Circle of Safety Decal
- 1 each MKKE0082 2.5" x 2.5" Buckle Up!

IMPORTANT NOTE TO INSTALL CREWS:

POSITION ALL GRAPHICS BEFORE APPLICATION! HEIGHT AND WIDTH MAY VARY. ALL SIZES ARE APPROXIMATE! CONFIRM MEASUREMENTS TO ENSURE PROPER FIT.

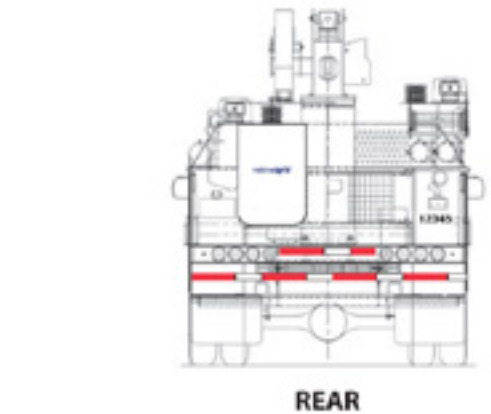
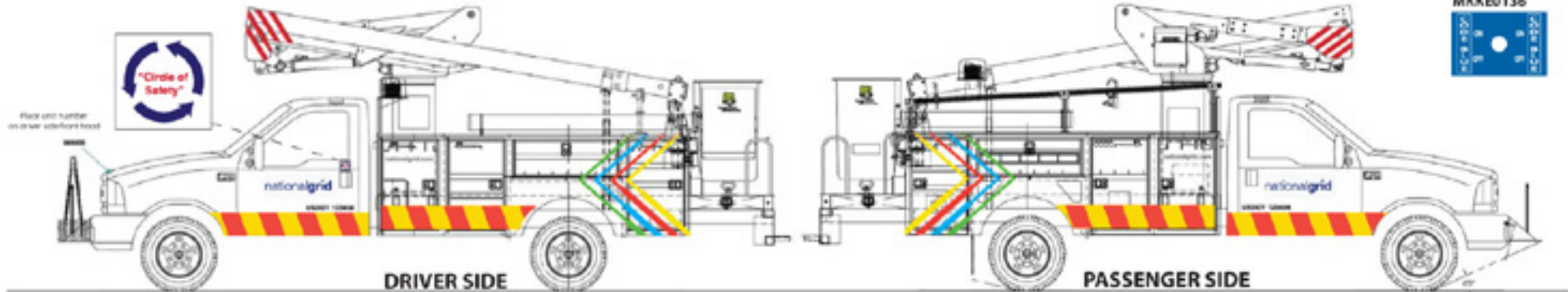
Updated 10-26-2021 • pz



MKNGKIT15 - NATIONAL GRID FORD F-550 132" BODY WITH AERIAL BOOM NO PHONE NUMBER

When installing graphics over body molding, use heat for best adhesion

MKKE0123 and MKKE0136
Code blue switch plate decal and Code Blue instructions placed on dash



Buckle Up! decal go on interior of vehicle. Not shown to scale.



- 1 each MKKE0102 80" wide Driver Side Piston and Rod
- 1 each MKKE0103 80" wide Passenger Side Piston and Rod
- 2 each MKKE0107 28" National Grid logo
- 2 each MKKE0078 2" unit numbers black
- 2 each MKKE811 9.5" wide 811 decal
- 2 each MKKE0079 2" USDOT
- 2 each MKKE0104 20" NATIONALGRID.COM
- 3 each MKKE0072 10" high Conspicuity
- 1 each MKKE0075 2" x 120" 11/7 Red/White Conspicuity
- 8 each MKKE0077 3" x 24" Aerial Boom
- 1 each MKKE0116 2.5" National Grid Logo for bucket
- 1 each MKKE0081 3.5" x 3.5" Circle of Safety
- 1 each MKKE0082 2.5" x 2.5" Buckle Up!
- 1 each MKKE0123 2.75" x 4" Code blue instructions
- 1 each MKKE0124 4" X 4" First Aid Compartment
- 1 each MKKE0125 4" x 4" Rescue Device
- 1 each MKKE0136 3" x 2" Code blue switch plate decal

IMPORTANT NOTE TO INSTALL CREWS:

POSITION ALL GRAPHICS BEFORE APPLICATION! HEIGHT AND WIDTH MAY VARY. ALL SIZES ARE APPROXIMATE! CONFIRM MEASUREMENTS TO ENSURE PROPER FIT.

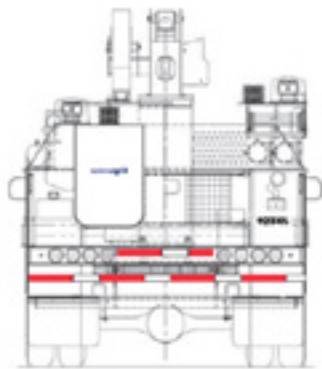
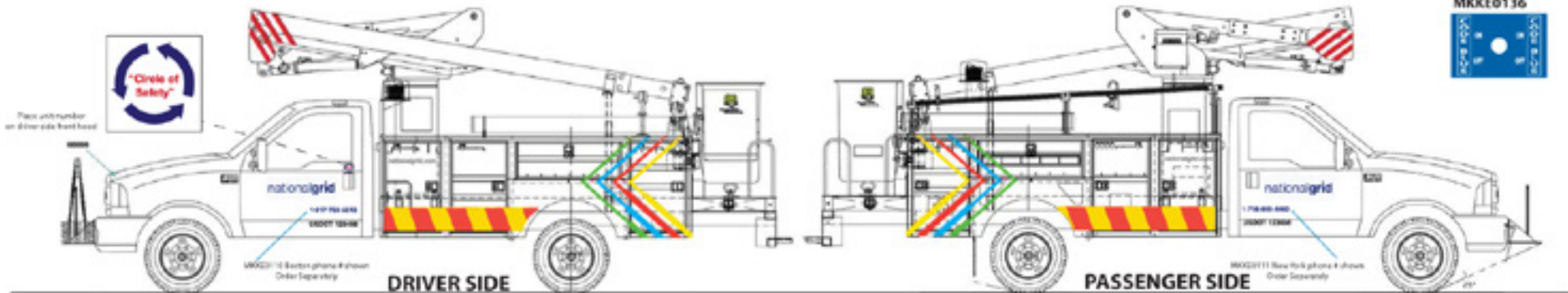
Updated 12-21-2020 - pz



MKNGKIT15PH - NATIONAL GRID FORD F-550 132" BODY WITH AERIAL BOOM WITH PHONE NUMBER

When installing graphics over body molding, use heat for best adhesion.

MKKE0123 and MKKE0136 Code blue switch plate decal and Code Blue instructions placed on dash



REAR



Buckle Up! decal go on interior of vehicle. Not shown to scale.



- 1 each MKKE0102 80" wide Driver Side Piston and Rod
- 1 each MKKE0103 80" wide Passenger Side Piston and Rod
- 2 each MKKE0107 28" National Grid logo
- 2 each MKKE0078 2" unit numbers black
- 2 each MKKE811 9.5" wide 811 decal
- 2 each MKKE0079 2" USDOT
- 2 each MKKE0104 20" NATIONALGRID.COM
- 2 each MKKE0072 10" high Conspicuity
- 1 each MKKE0075 2" x 120" 11/7 Red/White Conspicuity
- 8 each MKKE0077 3" x 24" Aerial Boom
- 1 each MKKE0116 2.5" National Grid Logo for bucket
- 1 each MKKE0081 3.5" x 3.5" Circle of Safety
- 1 each MKKE0082 2.5" x 2.5" Buckle Up!
- 1 each MKKE0123 2.75" x 4" Code blue instructions
- 1 each MKKE0124 4" X 4" First Aid Compartment
- 1 each MKKE0125 4" x 4" Rescue Device
- 1 each MKKE0136 3" x 2" Code blue switch plate decal

IMPORTANT NOTE TO INSTALL CREWS:

POSITION ALL GRAPHICS BEFORE APPLICATION! HEIGHT AND WIDTH MAY VARY. ALL SIZES ARE APPROXIMATE! CONFIRM MEASUREMENTS TO ENSURE PROPER FIT.

Updated 12-21-2020 • pz



MKNGKIT16 - NATIONAL GRID FORD F-550 WITH UTILITY BODY NO PHONE NUMBER

When installing graphics over body molding, use heat for best adhesion.



Place unit number on driver side front fender.

When installing conspicuity, cut to match the angle of the roof and piston design leaving a void the width of the piston.



12345



Buckle Up! decal go on interior of vehicle. Not shown to scale.

- 1 each MKKE0102 80" wide Driver Side Piston and Rod
- 1 each MKKE0103 80" wide Passenger Side Piston and Rod
- 2 each MKKE0107 28" National Grid logo
- 1 each MKKE0109 24" National Grid logo
- 2 each MKKE0078 2" unit numbers black
- 2 each MKKE811 9.5" wide 811 decal
- 2 each MKKE0079 2" USDOT
- 2 each MKKE0104 20" NATIONALGRID.COM
- 4 each MKKE0072 10" high Conspicuity
- 1 each MKKE0075 2" x 120" 11/7 Red/White Conspicuity
- 1 each MKKE0081 3.5" x 3.5" Circle of Safety
- 1 each MKKE0082 2.5" x 2.5" Buckle Up!

IMPORTANT NOTE TO INSTALL CREWS:

POSITION ALL GRAPHICS BEFORE APPLICATION! HEIGHT AND WIDTH MAY VARY. ALL SIZES ARE APPROXIMATE! CONFIRM MEASUREMENTS TO ENSURE PROPER FIT.

Updated 7-1-2020 • pz



MKNGKIT16PH - NATIONAL GRID FORD F-550 WITH UTILITY BODY WITH PHONE NUMBER

When installing graphics over body molding, use heat for best adhesion



When installing conspicuity, cut to match the angle of the rod and piston design leaving a void the width of the piston



12345



Buckle Up! decal go on interior of vehicle. Not shown to scale.

- 1 each MKKE0102 80" wide Driver Side Piston and Rod
- 1 each MKKE0103 80" wide Passenger Side Piston and Rod
- 2 each MKKE0107 28" National Grid logo
- 1 each MKKE0109 24" National Grid logo
- 2 each MKKE0078 2" unit numbers black
- 2 each MKKE811 9.5" wide 811 decal
- 2 each MKKE0079 2" USDOT
- 2 each MKKE0104 20" NATIONALGRID.COM
- 2 each MKKE0072 10" high Conspicuity
- 1 each MKKE0075 2" x 120" 11/7 Red/White Conspicuity
- 1 each MKKE0081 3.5" x 3.5" Circle of Safety
- 1 each MKKE0082 2.5" x 2.5" Buckle Up!

IMPORTANT NOTE TO INSTALL CREWS:

POSITION ALL GRAPHICS BEFORE APPLICATION! HEIGHT AND WIDTH MAY VARY. ALL SIZES ARE APPROXIMATE! CONFIRM MEASUREMENTS TO ENSURE PROPER FIT.

Updated 7-1-2020 - pz



MKNGKIT17 - NATIONAL GRID FORD F-550 WITH 11' HIGH UTILITY BODY NO PH#



Installation Note: Part #MKKE0074 may require edge sealing tape during installation



Buckle Up! decal go on interior of vehicle. Not shown to scale.

- 1 each MKKE0102 80" wide Driver Side Piston and Rod
- 1 each MKKE0103 80" wide Passenger Side Piston and Rod
- 1 each MKKE0105 Drivers Side Piston and Rod Extention
- 1 each MKKE0106 Passengers Side Piston and Rod Extention
- 2 each MKKE0107 28" National Grid logo
- 1 each MKKE0108 50" National Grid logo
- 1 each MKKE0109 24" National Grid logo
- 2 each MKKE0104 20" NATIONALGRID.COM

- 2 each MKKE0078 2" unit numbers black
- 2 each MKKE0079 2" USDOT
- 2 each MKKE811 9.5" wide 811 decal
- 5 each MKKE0072 10" high Conspicuity
- 1 each MKKE0074 4" high High Visibility Conspicuity
- 1 each MKKE0081 3.5" dia. Circle of Safety Decal
- 1 each MKKE0082 2.5" x 2.5" Buckle Up!

IMPORTANT NOTE TO INSTALL CREWS:

POSITION ALL GRAPHICS BEFORE APPLICATION! HEIGHT AND WIDTH MAY VARY. ALL SIZES ARE APPROXIMATE! CONFIRM MEASUREMENTS TO ENSURE PROPER FIT.

Updated 7-1-2020 • pz



MKNGKIT17PH - NATIONAL GRID FORD F-550 WITH 11' HIGH UTILITY BODY WITH PH#

Installation Note: When installing Conspicuity, cut to match the angle of the rod and piston design leaving a void the width of the piston



Installation Note: Part #MKKE0074 may require edge sealing tape during installation



Buckle Up! decal go on interior of vehicle. Not shown to scale.

- 1 each MKKE0102 80" wide Driver Side Piston and Rod
- 1 each MKKE0103 80" wide Passenger Side Piston and Rod
- 1 each MKKE0105 Drivers Side Piston and Rod Extention
- 1 each MKKE0106 Passengers Side Piston and Rod Extention
- 2 each MKKE0107 28" National Grid logo
- 1 each MKKE0108 50" National Grid logo
- 1 each MKKE0109 24" National Grid logo
- 2 each MKKE0104 20" NATIONALGRID.COM

- 2 each MKKE0078 2" unit numbers black
- 2 each MKKE0079 2" USDOT
- 2 each MKKE811 9.5" wide 811 decal
- 4 each MKKE0072 10" high Conspicuity
- 1 each MKKE0074 4" high High Visibility Conspicuity
- 1 each MKKE0081 3.5" dia. Circle of Safety Decal
- 1 each MKKE0082 2.5" x 2.5" Buckle Up!

IMPORTANT NOTE TO INSTALL CREWS:
POSITION ALL GRAPHICS BEFORE APPLICATION! HEIGHT AND WIDTH MAY VARY. ALL SIZES ARE APPROXIMATE! CONFIRM MEASUREMENTS TO ENSURE PROPER FIT.

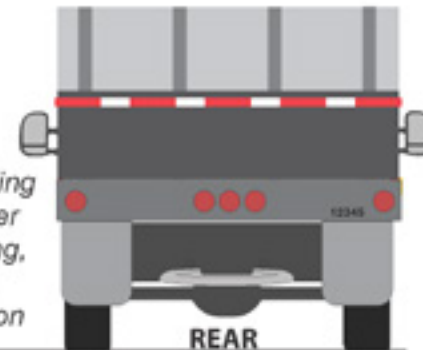


Updated 7-1-2020 • pz

MKNGKIT18 - NATIONAL GRID FORD F-550 WITH STAKE BODY NO PHONE



When installing graphics over body molding, use heat for best adhesion



Buckle Up!

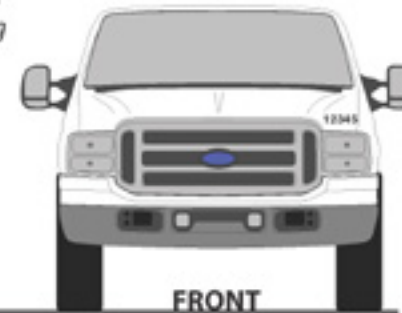
Don't be caught dead sitting on your seatbelt

Buckle Up! decal go on interior of vehicle. Not shown to scale.



Installation Note: Part #MKKE0074 may require edge sealing tape during installation

Place unit number on driver side front hood



- 2 each MKKE0107 28" National Grid logo
- 2 each MKKE0078 2" unit numbers black
- 2 each MKKE0079 2" USDOT
- 2 each MKKE811 9.5" wide 811 decal
- 2 each MKKE811BKGD White vinyl for use with MKKE811
- 1 each MKKE0072 10" high Conspicuity

- 3 each MKKE0074 4" high High Visibility Conspicuity
- 1 each MKKE0075 2" x 120" Red/White 11/7 Conspicuity
- 1 each MKKE0081 3.5" x 3.5" Circle of Safety
- 1 each MKKE0082 2.5" x 2.5" Buckle Up!
- 1 each MKKE0115 4" x 4" Fire Extinguisher

FIRE
EXTINGUISHER

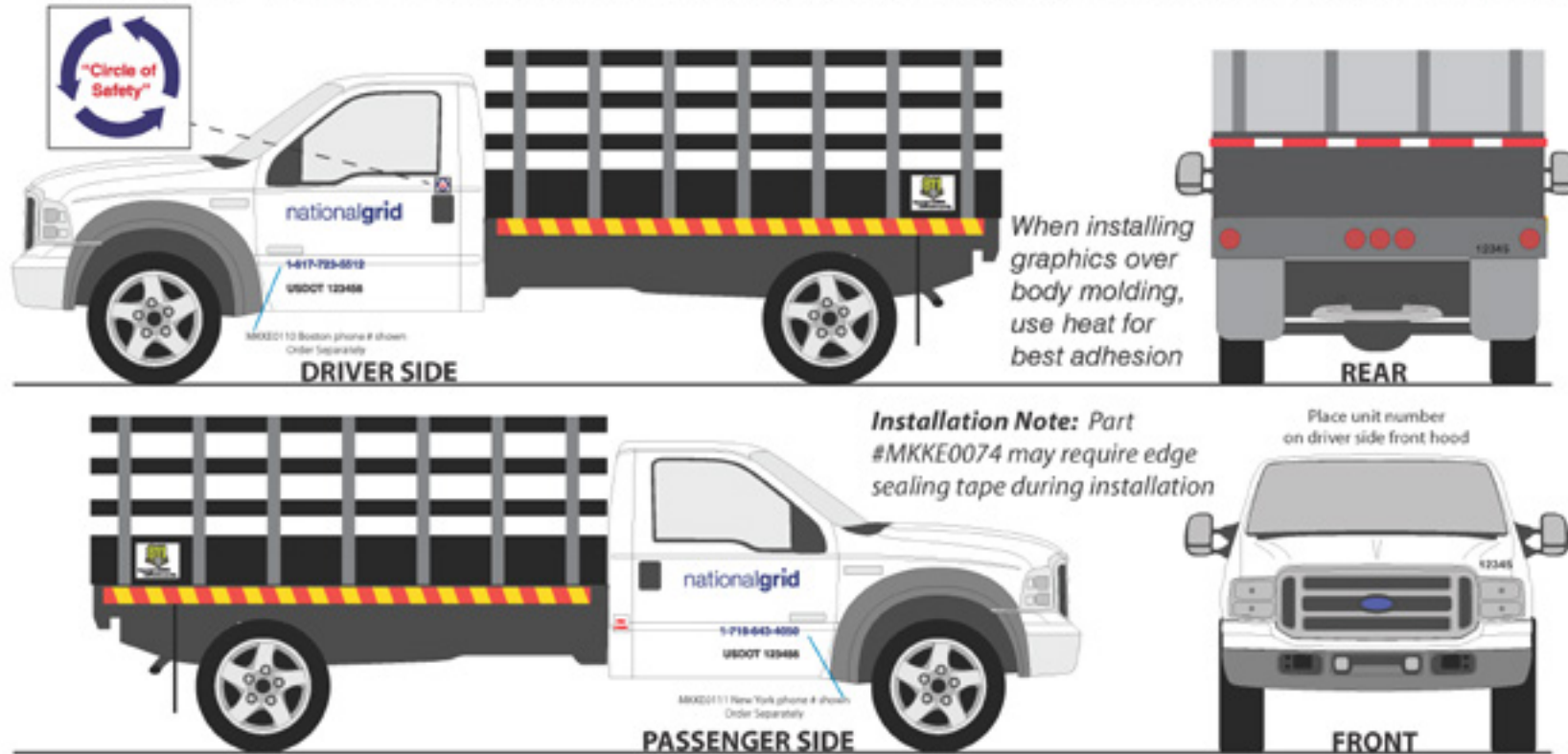
IMPORTANT NOTE TO INSTALL CREWS:

POSITION ALL GRAPHICS BEFORE APPLICATION! HEIGHT AND WIDTH MAY VARY. ALL SIZES ARE APPROXIMATE! CONFIRM MEASUREMENTS TO ENSURE PROPER FIT.

Updated 5-26-2020 • pz



MKNGKIT18PH - NATIONAL GRID FORD F-550 WITH STAKE BODY WITH PHONE



Buckle Up!
Don't be caught dead sitting on your seatbelt!

Buckle Up! decal go on interior of vehicle. Not shown to scale.

FIRE EXTINGUISHER

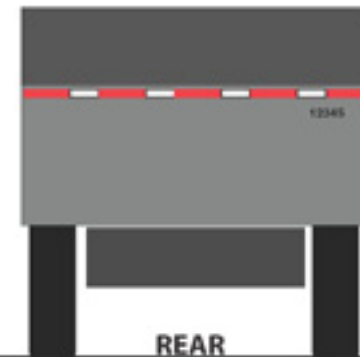
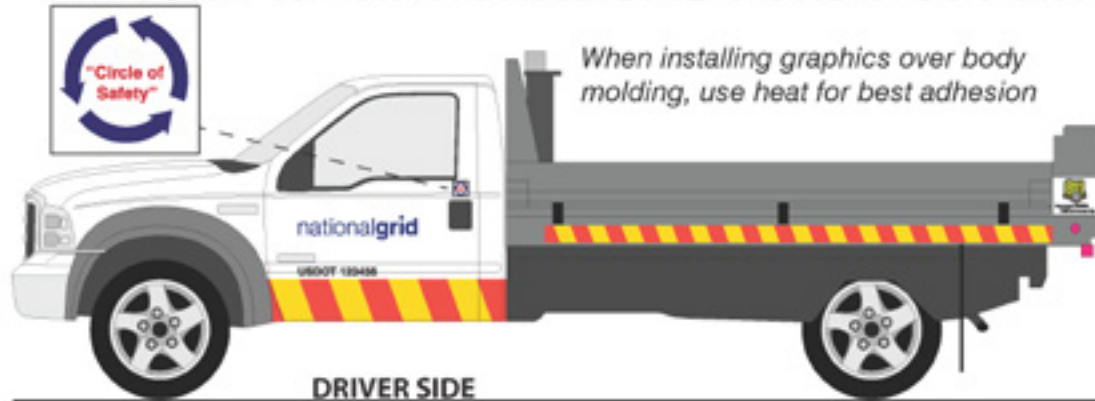
- 2 each MKKE0107 28" National Grid logo
- 2 each MKKE0078 2" unit numbers black
- 2 each MKKE0079 2" USDOT
- 2 each MKKE811 9.5" wide 811 decal
- 2 each MKKE811BKGD White vinyl for use with MKKE811

- 2 each MKKE0074 4" high High Visibility Conspicuity
- 1 each MKKE0075 2" x 120" Red/White 11/7 Conspicuity
- 1 each MKKE0081 3.5" x 3.5" Circle of Safety
- 1 each MKKE0082 2.5" x 2.5" Buckle Up!
- 1 each MKKE0115 4" x 4" Fire Extinguisher

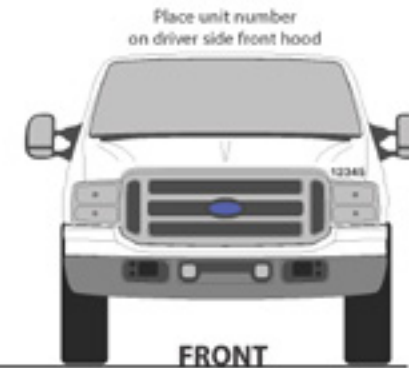
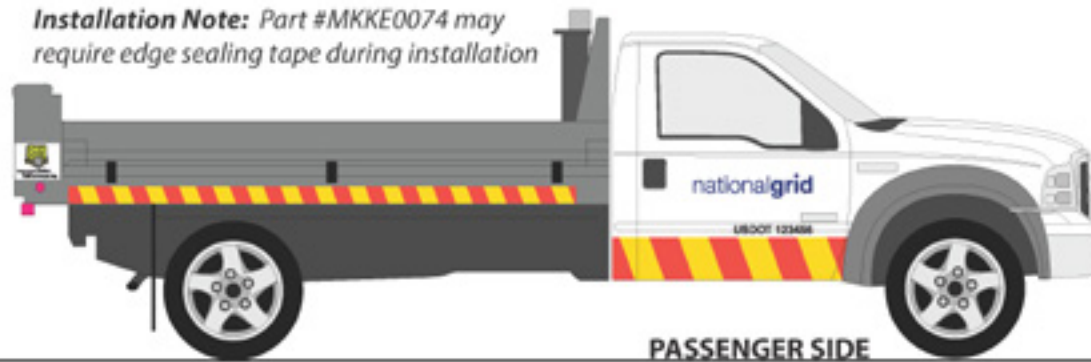
IMPORTANT NOTE TO INSTALL CREWS:
POSITION ALL GRAPHICS BEFORE APPLICATION! HEIGHT AND WIDTH MAY VARY. ALL SIZES ARE APPROXIMATE! CONFIRM MEASUREMENTS TO ENSURE PROPER FIT.



MKNGKIT19 - NATIONAL GRID FORD F-550 WITH DUMP BODY NO PHONE



Installation Note: Part #MKKE0074 may require edge sealing tape during installation



Buckle Up! decal go on interior of vehicle. Not shown to scale.



- 2 each MKKE0107 28" National Grid logo
- 2 each MKKE0078 2" unit numbers black
- 2 each MKKE0079 2" USDOT
- 2 each MKKE811 9.5" wide 811 decal
- 2 each MKKE811BKGD White vinyl for use with MKKE811
- 1 each MKKE0072 10" high Conspicuity

- 2 each MKKE0074 4" high High Visibility Conspicuity
- 1 each MKKE0075 2" x 120" Red/White 11/7 Conspicuity
- 1 each MKKE0081 3.5" x 3.5" Circle of Safety
- 1 each MKKE0082 2.5" x 2.5" Buckle Up!
- 1 each MKKE0115 4" x 4" Fire Extinguisher

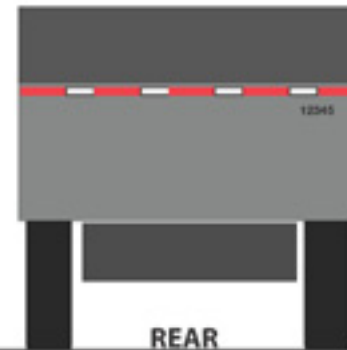
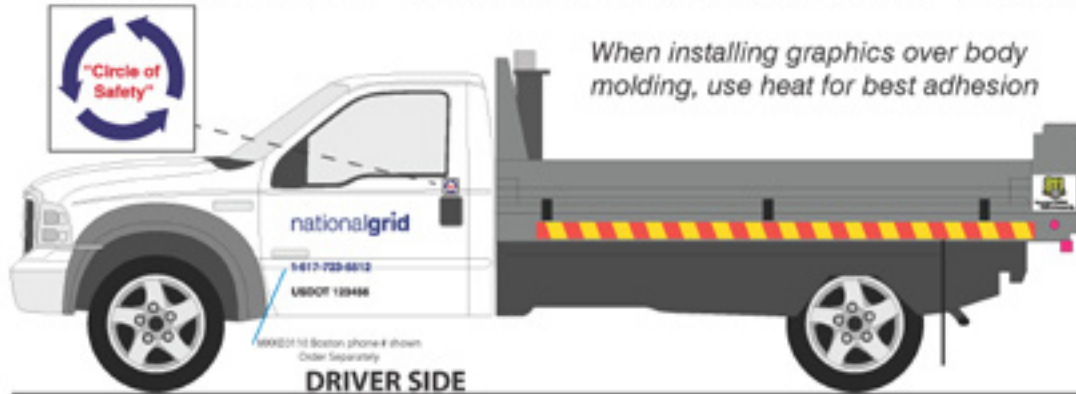
IMPORTANT NOTE TO INSTALL CREWS:

POSITION ALL GRAPHICS BEFORE APPLICATION! HEIGHT AND WIDTH MAY VARY. ALL SIZES ARE APPROXIMATE! CONFIRM MEASUREMENTS TO ENSURE PROPER FIT.

Updated 5-26-2020 - pz

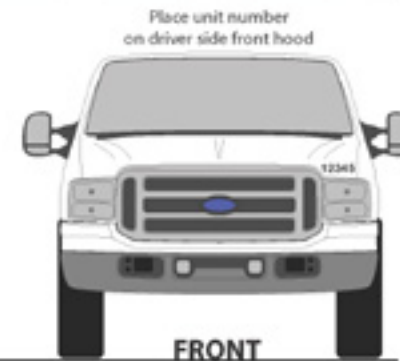
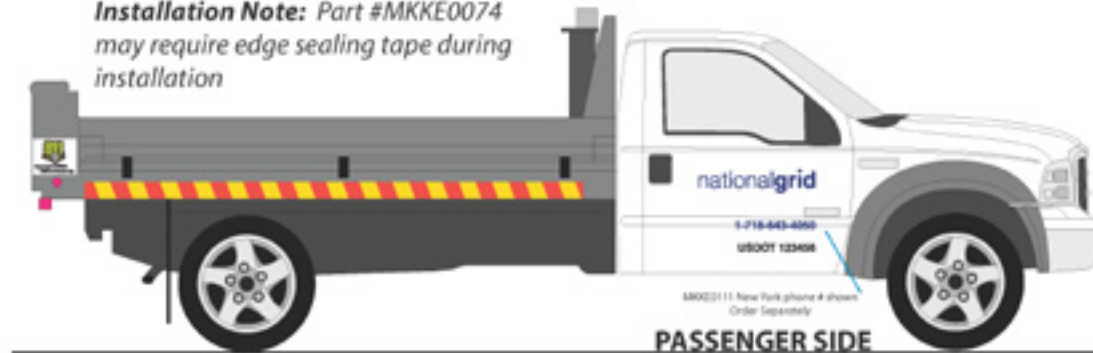


MKNGKIT19PH - NATIONAL GRID FORD F-550 WITH DUMP BODY WITH PHONE



Buckle Up! decal go on interior of vehicle. Not shown to scale.

Installation Note: Part #MKKE0074 may require edge sealing tape during installation



- 2 each MKKE0107 28" National Grid logo
- 2 each MKKE0078 2" unit numbers black
- 2 each MKKE0079 2" USDOT
- 2 each MKKE811 9.5" wide 811 decal
- 2 each MKKE811BKGD White vinyl for use with MKKE811

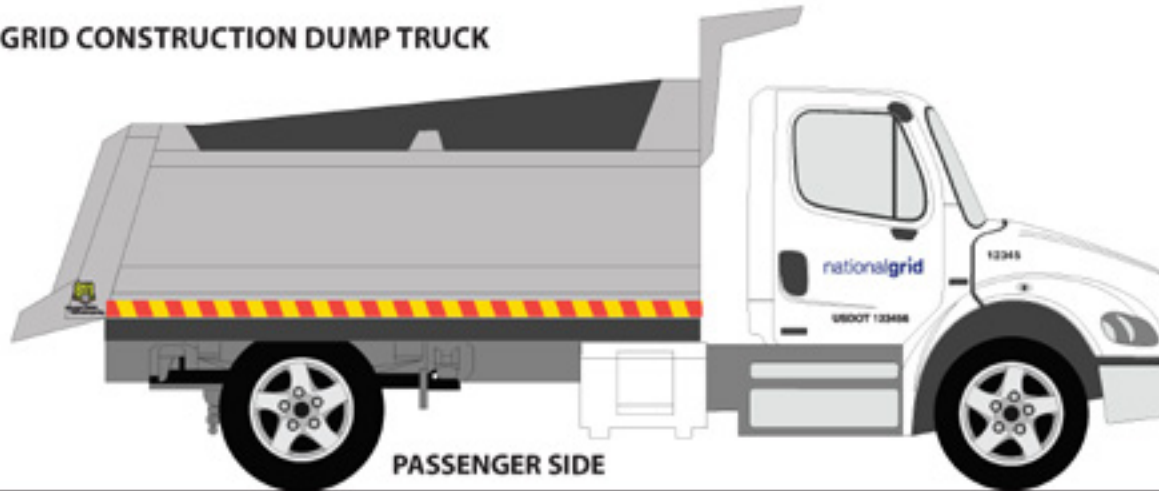
- 2 each MKKE0074 4" high High Visibility Conspicuity
- 1 each MKKE0075 2" x 120" Red/White 11/7 Conspicuity
- 1 each MKKE0081 3.5" x 3.5" Circle of Safety
- 1 each MKKE0082 2.5" x 2.5" Buckle Up!
- 1 each MKKE0115 4" x 4" Fire Extinguisher

IMPORTANT NOTE TO INSTALL CREWS:
POSITION ALL GRAPHICS BEFORE APPLICATION! HEIGHT AND WIDTH MAY VARY. ALL SIZES ARE APPROXIMATE! CONFIRM MEASUREMENTS TO ENSURE PROPER FIT.

Updated 5-26-2020 - pz

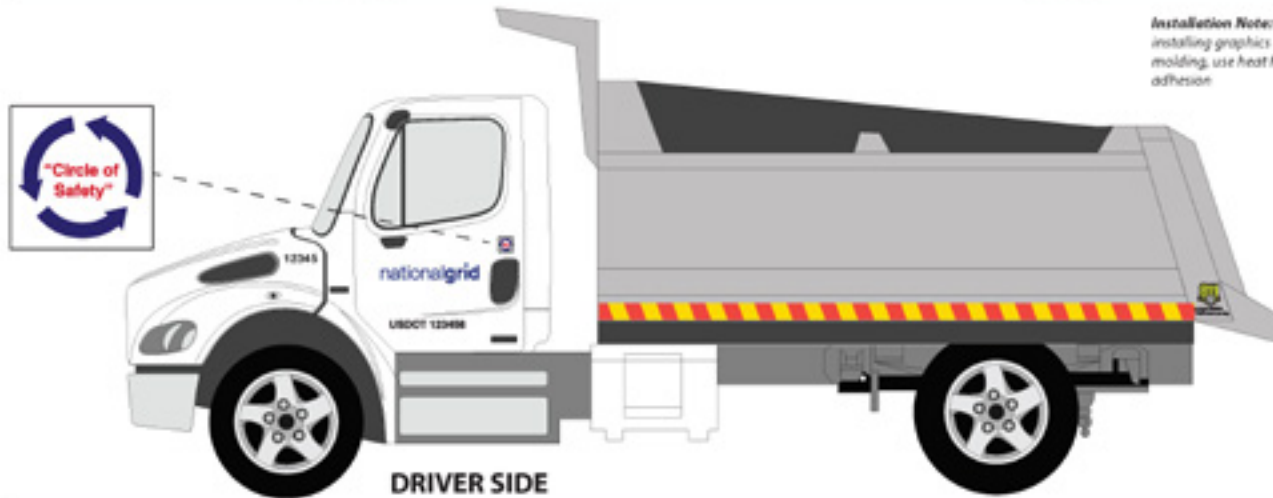


MKNGKIT31 - NATIONAL GRID CONSTRUCTION DUMP TRUCK



PASSENGER SIDE

Installation Note:
Part #MKKE0074 may require edge sealing tape during installation



DRIVER SIDE

Installation Note: When installing graphics over body molding, use heat for best adhesion

Buckle Up! decal goes on interior of vehicle. Not shown to scale.



- 2 each MKKE0109 24" National Grid logo
- 2 each MKKE0078 2" unit numbers black
- 2 each MKKE0079 2" USDOT
- 2 each MKKE811 9.5" wide 811 decal
- 3 each MKKE0074 4" high High Visibility Conspicuity

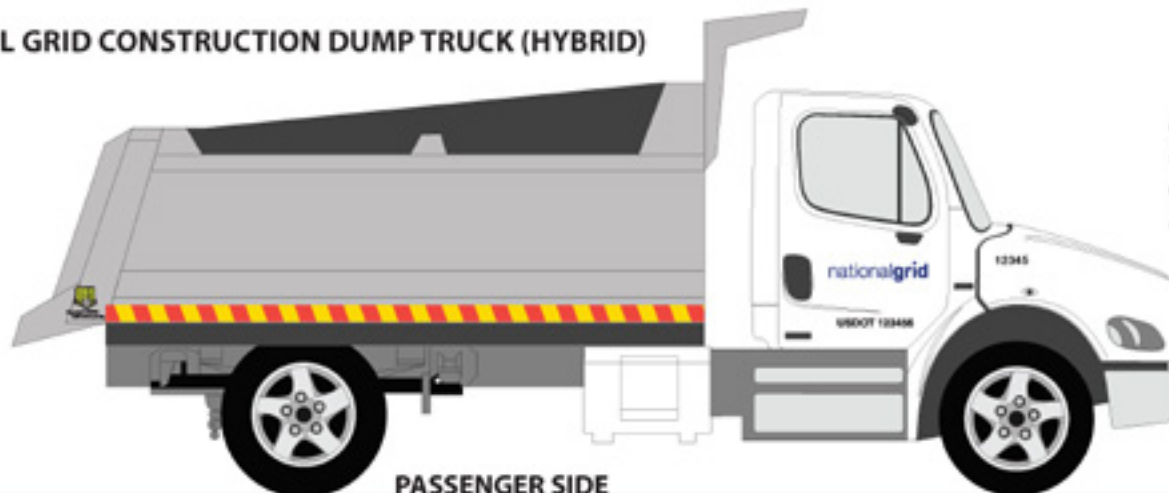
- 1 each MKKE0075 2" x 120" Red/White 11/7 Conspicuity
- 1 each MKKE0081 3.5" x 3.5" Circle of Safety
- 1 each MKKE0082 2.5" x 2.5" Buckle Up!
- 1 each MKKE0115 4" x 4" Fire Extinguisher

IMPORTANT NOTE TO INSTALL CREWS:
POSITION ALL GRAPHICS BEFORE APPLICATION! HEIGHT AND WIDTH MAY VARY. ALL SIZES ARE APPROXIMATE! CONFIRM MEASUREMENTS TO ENSURE PROPER FIT.

Updated 5-26-2020 - pz

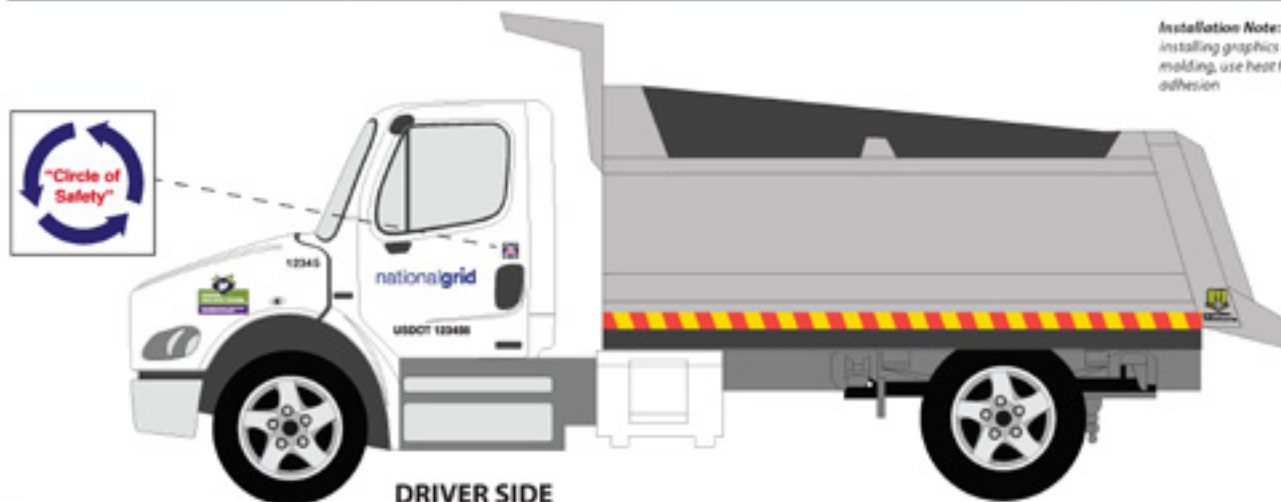


MKNGKIT31H - NATIONAL GRID CONSTRUCTION DUMP TRUCK (HYBRID)



PASSENGER SIDE

Installation Note: Part #MKKE0074 may require edge sealing tape during installation



DRIVER SIDE

Installation Note: When installing graphics over body molding, use heat for best adhesion



Buckle Up! decal goes on interior of vehicle. Not shown to scale.



- 2 each MKKE0109 24" National Grid logo
- 2 each MKKE0078 2" unit numbers black
- 2 each MKKE0079 2" USDOT
- 2 each MKKE811 9.5" wide 811 decal
- 3 each MKKE0074 4" high High Visibility Conspicuity

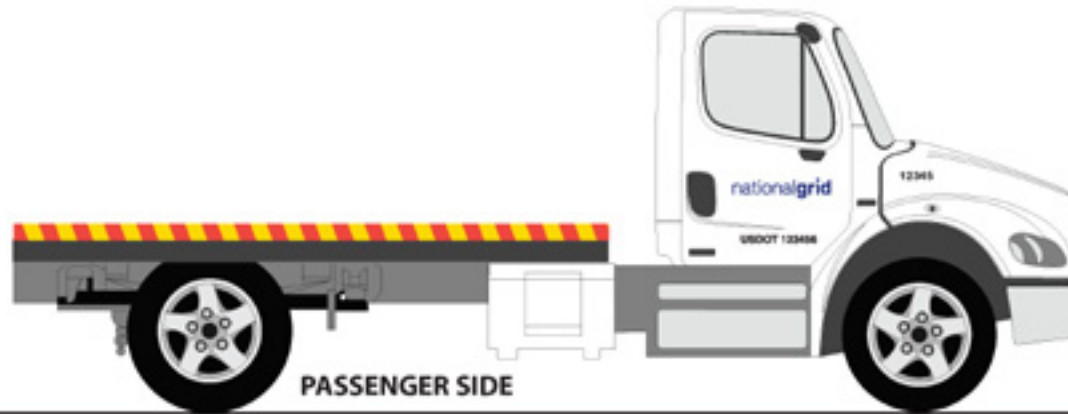
- 1 each MKKE0075 2" x 120" Red/White 11/7 Conspicuity
- 1 each MKKE0081 3.5" x 3.5" Circle of Safety
- 1 each MKKE0082 2.5" x 2.5" Buckle Up!
- 1 each MKKE0115 4" x 4" Fire Extinguisher
- 1 each MKKE0118 9.63" x 12.19" Powered by Hybrid...

IMPORTANT NOTE TO INSTALL CREWS:
POSITION ALL GRAPHICS BEFORE APPLICATION! HEIGHT AND WIDTH MAY VARY. ALL SIZES ARE APPROXIMATE! CONFIRM MEASUREMENTS TO ENSURE PROPER FIT.

Updated 5-26-2020 - pz

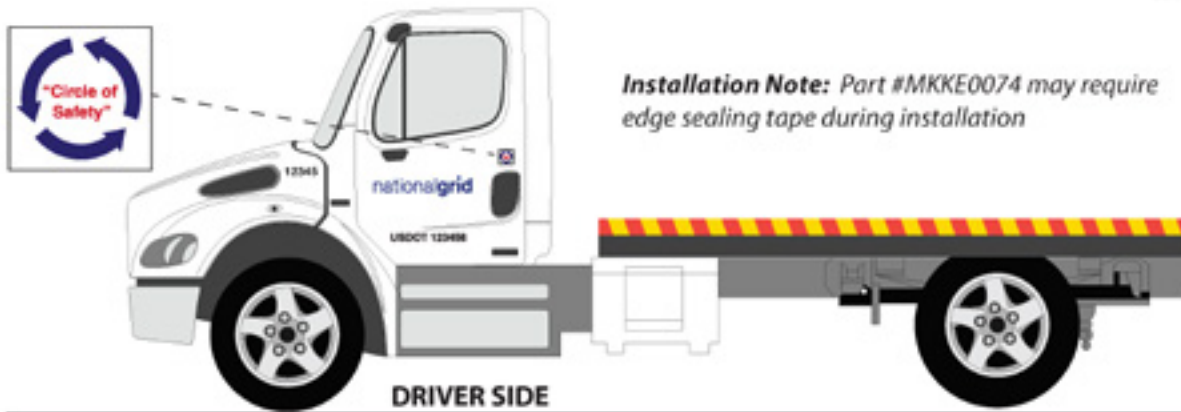


MKNGKIT32 - NATIONAL GRID CONSTRUCTION TRUCK



PASSENGER SIDE

Installation Note: When installing graphics over body molding, use heat for best adhesion.



DRIVER SIDE

Installation Note: Part #MKKE0074 may require edge sealing tape during installation.



Buckle Up! decal goes on interior of vehicle. Not shown to scale.



- 2 each MKKE0109 24" National Grid logo
- 2 each MKKE0078 2" unit numbers black
- 2 each MKKE0079 2" USDOT
- 3 each MKKE0074 4" high High Visibility Conspicuity

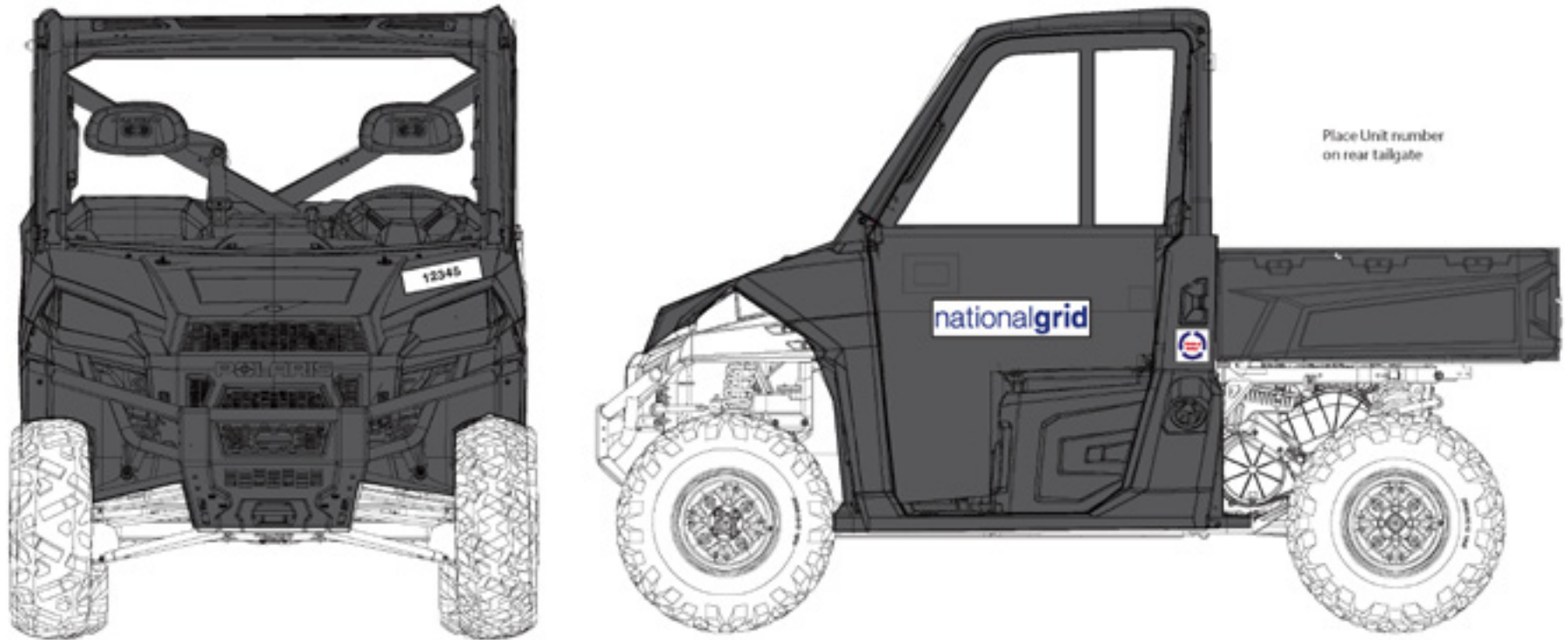
- 1 each MKKE0075 2" x 120" Red/White 11/7 Conspicuity
- 1 each MKKE0081 3.5" x 3.5" Circle of Safety
- 1 each MKKE0082 2.5" x 2.5" Buckle Up!
- 1 each MKKE0115 4" x 4" Fire Extinguisher

IMPORTANT NOTE TO INSTALL CREWS:
POSITION ALL GRAPHICS BEFORE APPLICATION! HEIGHT AND WIDTH MAY VARY. ALL SIZES ARE APPROXIMATE! CONFIRM MEASUREMENTS TO ENSURE PROPER FIT.

Updated 5-26-2020 • pz



MKNGKIT33 - NATIONAL GRID RANGER ATV



- 2 each MKKE0054 3.69" X 16" National Grid logo - Passenger and Driver door
- 2 each MKKE0070 4" x 16.75" White Vinyl - Passenger and Driver door
- 2 each MKKE0071 2.5" x 8.5" White Vinyl for use with unit numbers
- 2 each MKKE0078 2" unit numbers black
- 1 each MKKE0081 3.5" x 3.5" Circle of Safety
- 1 each MKKE0082 2.5" x 2.5" Buckle Up!




Buckle Up! decal goes on interior of vehicle. Not shown to scale.

IMPORTANT NOTE TO INSTALL CREWS:

POSITION ALL GRAPHICS BEFORE APPLICATION! HEIGHT AND WIDTH MAY VARY. ALL SIZES ARE APPROXIMATE! CONFIRM MEASUREMENTS TO ENSURE PROPER FIT.

Updated 5-26-2020 • pz

MKNGKIT35 - NATIONAL GRID TRAILER



- 3 each MKKE00127 4" X 16" National Grid Blue screened on reflective logo
- 3 each MKKE0078 2" unit numbers black
- 2 each MKKE0075 2" x 120" 11/7 Red/White Conspicuity

12345

IMPORTANT NOTE TO INSTALL CREWS:
POSITION ALL GRAPHICS BEFORE APPLICATION! HEIGHT AND WIDTH MAY VARY. ALL SIZES ARE APPROXIMATE! CONFIRM MEASUREMENTS TO ENSURE PROPER FIT.

Updated 5-26-2020 • pz



MKNGKIT36 - NATIONAL GRID 12' Pull Behind Trailer

When installing conspicuity, cut to match the angle of the rod and piston design leaving a void the width of the piston

Installation Note: Part #MKKE0074 may require edge sealing tape during installation



Conspicuity Installation Note:

The yellow and orange conspicuity is in addition to any existing DOT red and white conspicuity and should not cover the red and white stripe.

1 each	MKKE0102 80" wide Driver Side Piston and Rod	3 each	MKKE0078 2" unit numbers black
1 each	MKKE0103 80" wide Passenger Side Piston and Rod	2 each	MKKE811 9.5" wide 811 decal
2 each	MKKE0105 Driver Side Piston and Rod Extension	1 each	MKKE0072 10" high Conspicuity
2 each	MKKE0106 Passenger Side Piston and Rod Extension	1 each	MKKE0074 4" high High Visibility Conspicuity
3 each	MKKE0108 50" National Grid logo		

IMPORTANT NOTE TO INSTALL CREWS:

POSITION ALL GRAPHICS BEFORE APPLICATION! HEIGHT AND WIDTH MAY VARY. ALL SIZES ARE APPROXIMATE! CONFIRM MEASUREMENTS TO ENSURE PROPER FIT.

Updated 7-1-2020 - pz



MKNGKIT37 - NATIONAL GRID 14' Pull Behind Trailer

When installing conspicuity, cut to match the angle of the rod and piston design leaving a void the width of the piston

Installation Note: Part #MKKE0074 may require edge sealing tape during installation



Conspicuity Installation Note:

The yellow and orange conspicuity is in addition to any existing DOT red and white conspicuity and should not cover the red and white stripe.

1 each	MKKE0102 80" wide Driver Side Piston and Rod	3 each	MKKE0078 2" unit numbers black
1 each	MKKE0103 80" wide Passenger Side Piston and Rod	2 each	MKKE811 9.5" wide 811 decal
2 each	MKKE0105 Driver Side Piston and Rod Extention	1 each	MKKE0072 10" high Conspicuity
2 each	MKKE0106 Passenger Side Piston and Rod Extention	1 each	MKKE0074 4" high High Visibility Conspicuity
3 each	MKKE0108 50" National Grid logo		

IMPORTANT NOTE TO INSTALL CREWS:
POSITION ALL GRAPHICS BEFORE APPLICATION! HEIGHT AND WIDTH MAY VARY. ALL SIZES ARE APPROXIMATE! CONFIRM MEASUREMENTS TO ENSURE PROPER FIT.

Updated 7-1-2020 - pz



MKNGKIT38 - NATIONAL GRID 20' Pull Behind Trailer

When installing conspicuity, cut to match the angle of the rod and piston design leaving a void the width of the piston

Installation Note: Part #MKKE0074 may require edge sealing tape during installation



Conspicuity Installation Note:

The yellow and orange conspicuity is in addition to any existing DOT red and white conspicuity and should not cover the red and white stripe.

1 each	MKKE0102 80" wide Driver Side Piston and Rod	3 each	MKKE0078 2" unit numbers black
1 each	MKKE0103 80" wide Passenger Side Piston and Rod	2 each	MKKE811 9.5" wide 811 decal
3 each	MKKE0105 Driver Side Piston and Rod Extention	3 each	MKKE0072 10" high Conspicuity
3 each	MKKE0106 Passenger Side Piston and Rod Extention	1 each	MKKE0074 4" high High Visibility Conspicuity
3 each	MKKE0108 50" National Grid logo		

IMPORTANT NOTE TO INSTALL CREWS:

POSITION ALL GRAPHICS BEFORE APPLICATION! HEIGHT AND WIDTH MAY VARY. ALL SIZES ARE APPROXIMATE! CONFIRM MEASUREMENTS TO ENSURE PROPER FIT.

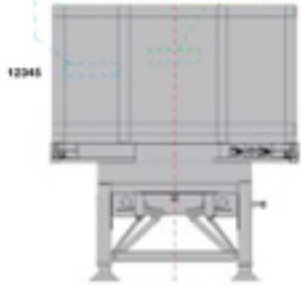
Updated 7-1-2020 • pz




MKNGKIT39 Flatbed- NATIONAL GRID 42' Flatbed Trailer

Cover previous decal on inside wall with white cover up then center new unit number

Center decal and place on inside wall



FRONT



DRIVER SIDE

Cover previous decal on inside wall with white cover up then center new unit number



REAR



PASSENGER SIDE

- 3 each MKKE0054 16" National Grid logo
- 2 each MKKE0070 4" x 16.75" white background
- 2 each MKKE0078 2" Unit Number

IMPORTANT NOTE TO INSTALL CREWS:
POSITION ALL GRAPHICS BEFORE APPLICATION! HEIGHT AND WIDTH MAY VARY. ALL SIZES ARE APPROXIMATE! CONFIRM MEASUREMENTS TO ENSURE PROPER FIT.


Updated 5-26-2020 • pz



MKNGKIT40 - NATIONAL GRID FORKLIFT

nationalgrid

12345



- 2 each MKKE0116 2.5" x 12.11" National Grid logo
- 2 each MKKE0078 2" unit numbers black
- 1 each MKKE0080 Caution Do Not Exit the Building with Raised Forks

IMPORTANT NOTE TO INSTALL CREWS:
POSITION ALL GRAPHICS BEFORE APPLICATION! HEIGHT AND WIDTH MAY VARY. ALL SIZES ARE APPROXIMATE! CONFIRM MEASUREMENTS TO ENSURE PROPER FIT.

Updated 5-26-2020 • pz

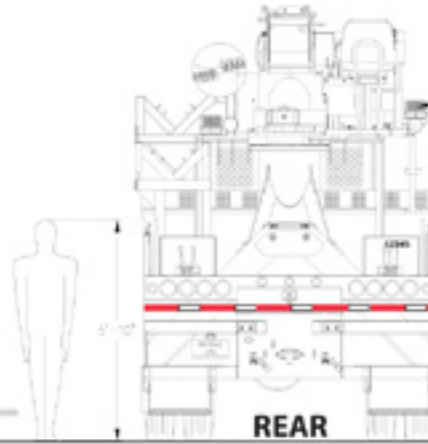


MKNGKIT45 - NATIONAL GRID DERRICK TRUCK

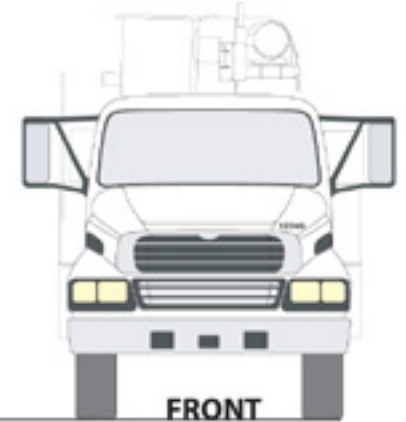
When installing graphics over body molding, use heat for best adhesion



DRIVER SIDE



REAR



FRONT



PASSENGER SIDE

- 2 each MKKE0109 24" National Grid logo
- 2 each MKKE0078 2" unit numbers black
- 2 each MKKE811 9.5" wide 811 decal
- 2 each MKKE0079 2" USDOT
- 2 each MKKE0072 10" high Conspicuity
- 1 each MKKE0075 2" x 120" Red/White 11/7 Conspicuity
- 1 each MKKE0081 3.5" x 3.5" Circle of Safety
- 1 each MKKE0082 2.5" x 2.5" Buckle Up!
- 1 each MKKE0123 2.75" x 4" Code blue instructions
- 1 each MKKE0124 4" X 4" First Aid Compartment
- 1 each MKKE0136 3" x 2" Code blue switch plate decal



Buckle Up! decal goes on interior of vehicle. Not shown to scale.

Installation Note: Align the gear stripe points with the middle of cab window

MKKE0123 and MKKE0136 Code blue switch plate decal and Code Blue instructions placed on dash



IMPORTANT NOTE TO INSTALL CREWS:

POSITION ALL GRAPHICS BEFORE APPLICATION! HEIGHT AND WIDTH MAY VARY. ALL SIZES ARE APPROXIMATE! CONFIRM MEASUREMENTS TO ENSURE PROPER FIT.

Updated 12-21-2020 • pz



MKNGKIT47 - NATIONAL GRID BACKHOE



nationalgrid

- 2 each MKKE0054 16" National Grid logo
- 2 each MKKE0078 2" unit numbers black
- 2 each MKKE0070 4" x 16.75" white background
- 2 each MKKE0071 2.5" x 8.5" white background for Unit#
- 1 each MKKE0081 3.5" x 3.5" Circle of Safety
- 1 each MKKE0132 2" X 12" Backhoe Caution decal
- 2 each MKKE811 9.5" wide 811 decal
- 2 each MKKE811BKGD 8.5" x 10.5" white background
- 1 each MKKE0120 6" X 6" Custom Height Decal Please Specify



Place "Circle of Safety" decal on the windshield near the operator's left foot area

CAUTION:
Remove safety vest and loose fitting clothing prior to operation



IMPORTANT NOTE TO INSTALL CREWS:
POSITION ALL GRAPHICS BEFORE APPLICATION! HEIGHT AND WIDTH MAY VARY. ALL SIZES ARE APPROXIMATE! CONFIRM MEASUREMENTS TO ENSURE PROPER FIT.

Updated 8-30-2021 • pz

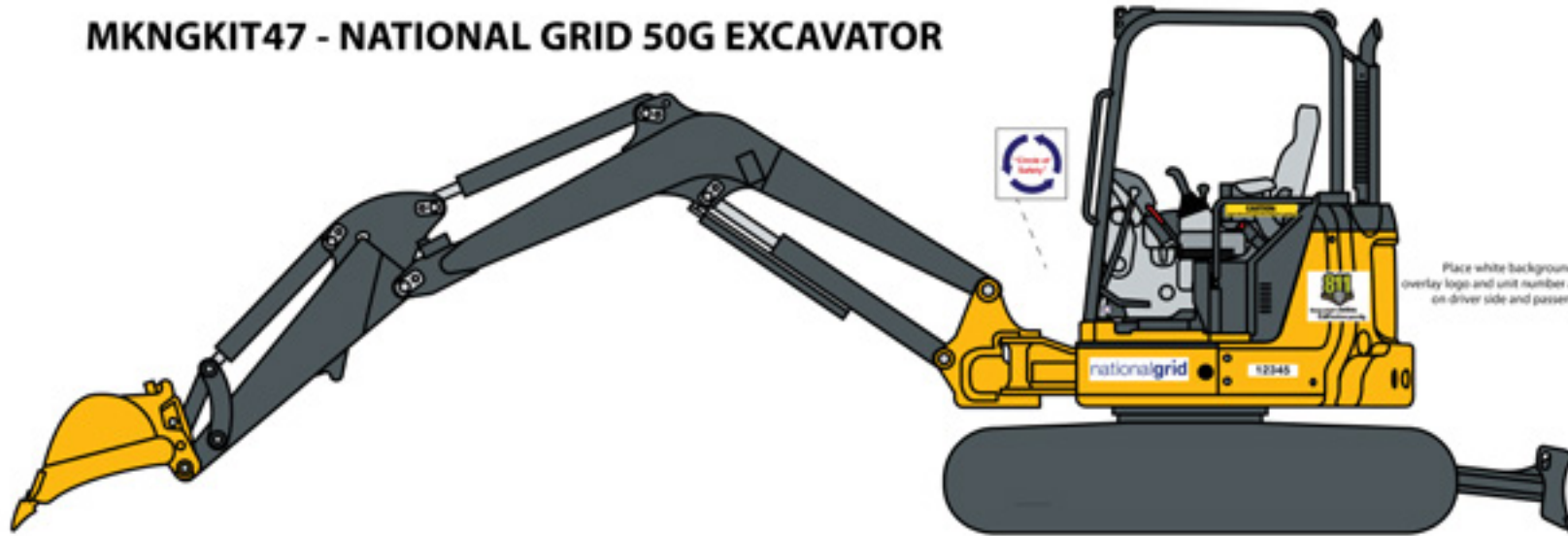


MKNGKIT47 - NATIONAL GRID 50G EXCAVATOR

Suggested window placement
Please supply accurate height
for each vehicle



Place white background then
overlay logo and unit number and 811 decal
on driver side and passenger side



DRIVER SIDE

REAR

nationalgrid

- 2 each MKKE0054 16" National Grid logo
- 2 each MKKE0078 2" unit numbers black
- 2 each MKKE0070 4" x 16.75" white background
- 2 each MKKE0071 2.5" x 8.5" white background for Unit#
- 1 each MKKE0081 3.5" x 3.5" Circle of Safety
- 1 each MKKE0132 2" X 12" Backhoe Caution decal
- 2 each MKKE811 9.5" wide 811 decal
- 2 each MKKE811BKGD 8.5" x 10.5" white background
- 1 each MKKE0120 6" X 6" Custom Height Decal Please Specify



Place "Circle of Safety" decal
on the windshield near
the operators left foot area

CAUTION:
Remove safety vest and loose fitting clothing prior to operation



IMPORTANT NOTE TO INSTALL CREWS:
POSITION ALL GRAPHICS BEFORE APPLICATION! HEIGHT AND WIDTH MAY VARY. ALL SIZES ARE APPROXIMATE! CONFIRM MEASUREMENTS TO ENSURE PROPER FIT.

Updated 8-30-2021 • pz



MKNGKIT48 - NATIONAL GRID SKID STEER

Place white background then overlay logo and unit number on driver side and passenger side



nationalgrid



Place "Circle of Safety" decal on the windshield near the operators left foot area

- 2 each MKKE0054 16" National Grid logo
- 2 each MKKE0078 2" unit numbers black
- 2 each MKKE0070 4" x 16.75" white background
- 2 each MKKE0071 2.5" x 8.5" white background for Unit#
- 1 each MKKE0081 3.5" x 3.5" Circle of Safety
- 2 each MKKE811 9.5" wide 811 decal
- 2 each MKKE811BKGD 8.5" x 10.5" white background

IMPORTANT NOTE TO INSTALL CREWS:

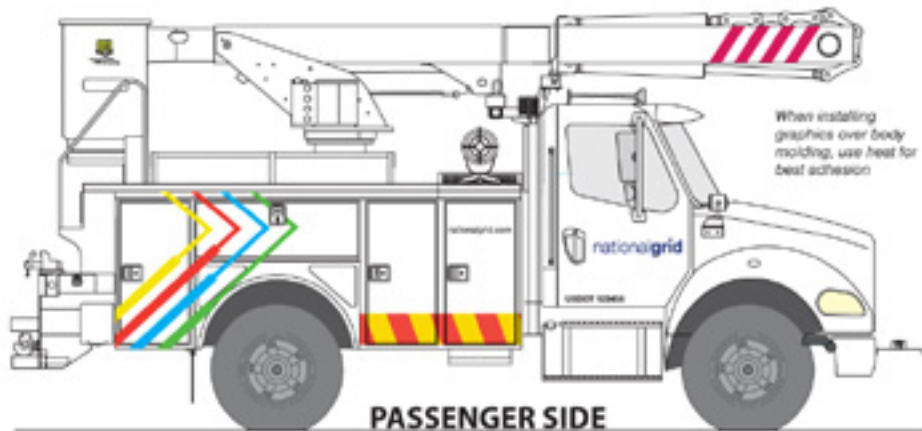

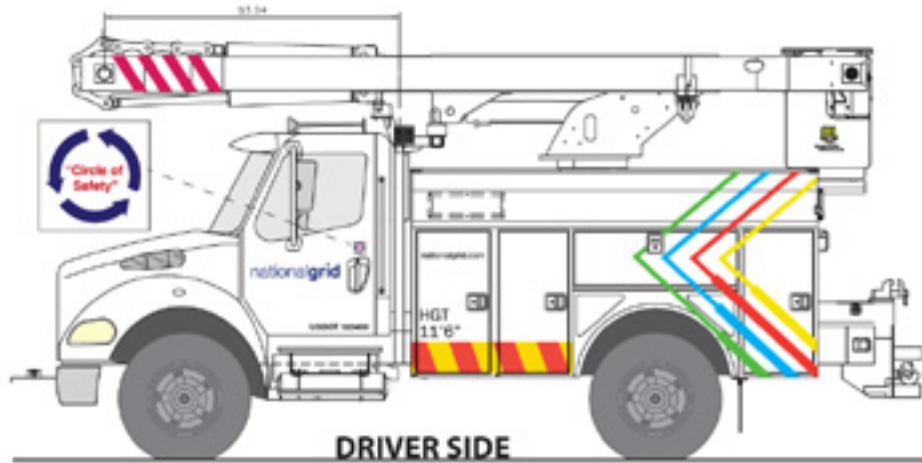
POSITION ALL GRAPHICS BEFORE APPLICATION! HEIGHT AND WIDTH MAY VARY. ALL SIZES ARE APPROXIMATE! CONFIRM MEASUREMENTS TO ENSURE PROPER FIT.

Updated 8-25-2021 • pz



MKNGKIT50 - NATIONAL GRID AERIAL LINE TRUCK 2

MKKE0123 and MKKE0136
Code blue switch plate decal
and Code Blue instructions
placed on dash



- 1 each MKKE0102 80" wide Driver Side Piston and Rod
- 1 each MKKE0103 80" wide Passenger Side Piston and Rod
- 2 each MKKE0107 28" National Grid logo
- 2 each MKKE0078 2" unit numbers black
- 2 each MKKE811 9.5" wide 811 decal
- 2 each MKKE0079 2" USDOT
- 2 each MKKE0072 10" high Conspicuity
- 1 each MKKE0075 2" x 120" Red/White 11/7 Conspicuity
- 2 each MKKE0104 20" nationalgrid.com
- 1 each MKKE0081 3.5" x 3.5" Circle of Safety
- 1 each MKKE0082 2.5" x 2.5" Buckle Up!
- 8 each MKKE0077 3" x 24" Aerial Boom
- 1 each MKKE0116 2.5" National Grid Logo for bucket
- 1 each MKKE0123 2.75" x 4" Code blue instructions
- 1 each MKKE0124 4" X 4" First Aid Compartment
- 1 each MKKE0125 4" x 4" Rescue Device
- 1 each MKKE0136 3" x 2" Code blue switch plate decal



Buckle Up! decal goes on interior of vehicle. Not shown to scale.



IMPORTANT NOTE TO INSTALL CREWS:

POSITION ALL GRAPHICS BEFORE APPLICATION! HEIGHT AND WIDTH MAY VARY. ALL SIZES ARE APPROXIMATE! CONFIRM MEASUREMENTS TO ENSURE PROPER FIT.

Updated 12-21-2020 • pz



MKNGKIT50H - NATIONAL GRID AERIAL LINE TRUCK 2 (Hybrid)

Installation Note:
When installing graphics over body molding, use heat for best adhesion


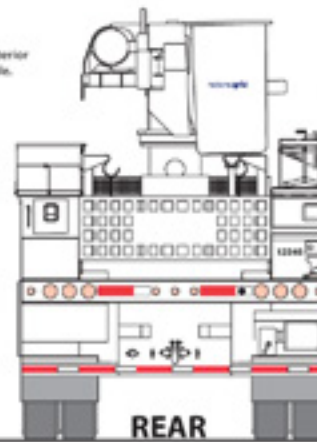
Buckle Up!
Don't be caught
without safety on
your equipment

Buckle Up! decal goes on interior of vehicle. Not shown to scale.

MKKE0123 and MKKE0136
Code blue switch plate decal
and Code Blue instructions
placed on dash



Place unit
number on
drivers side
front hood



When installing
graphics over body
molding, use heat for
best adhesion

- 1 each MKKE0102 80" wide Driver Side Piston and Rod
- 1 each MKKE0103 80" wide Passenger Side Piston and Rod
- 2 each MKKE0107 28" National Grid logo
- 2 each MKKE0078 2" unit numbers black
- 2 each MKKE811 9.5" wide 811 decal
- 2 each MKKE0079 2" USDOT
- 2 each MKKE0072 10" high Conspicuity
- 1 each MKKE0075 2" x 120" Red/White 11/7 Conspicuity
- 2 each MKKE0104 20" nationalgrid.com
- 1 each MKKE0081 3.5" x 3.5" Circle of Safety
- 1 each MKKE0082 2.5" x 2.5" Buckle Up!
- 8 each MKKE0077 3" x 24" Aerial Boom
- 1 each MKKE0116 2.5" National Grid Logo for bucket
- 2 each MKKE0117 14.44" x 18.3" Powered by Hybrid...
- 1 each MKKE0123 2.75" x 4 Code blue instructions
- 1 each MKKE0124 4" X 4" First Aid Compartment
- 1 each MKKE0125 4" x 4" Rescue Device
- 1 each MKKE0136 3" x 2" Code blue switch plate decal



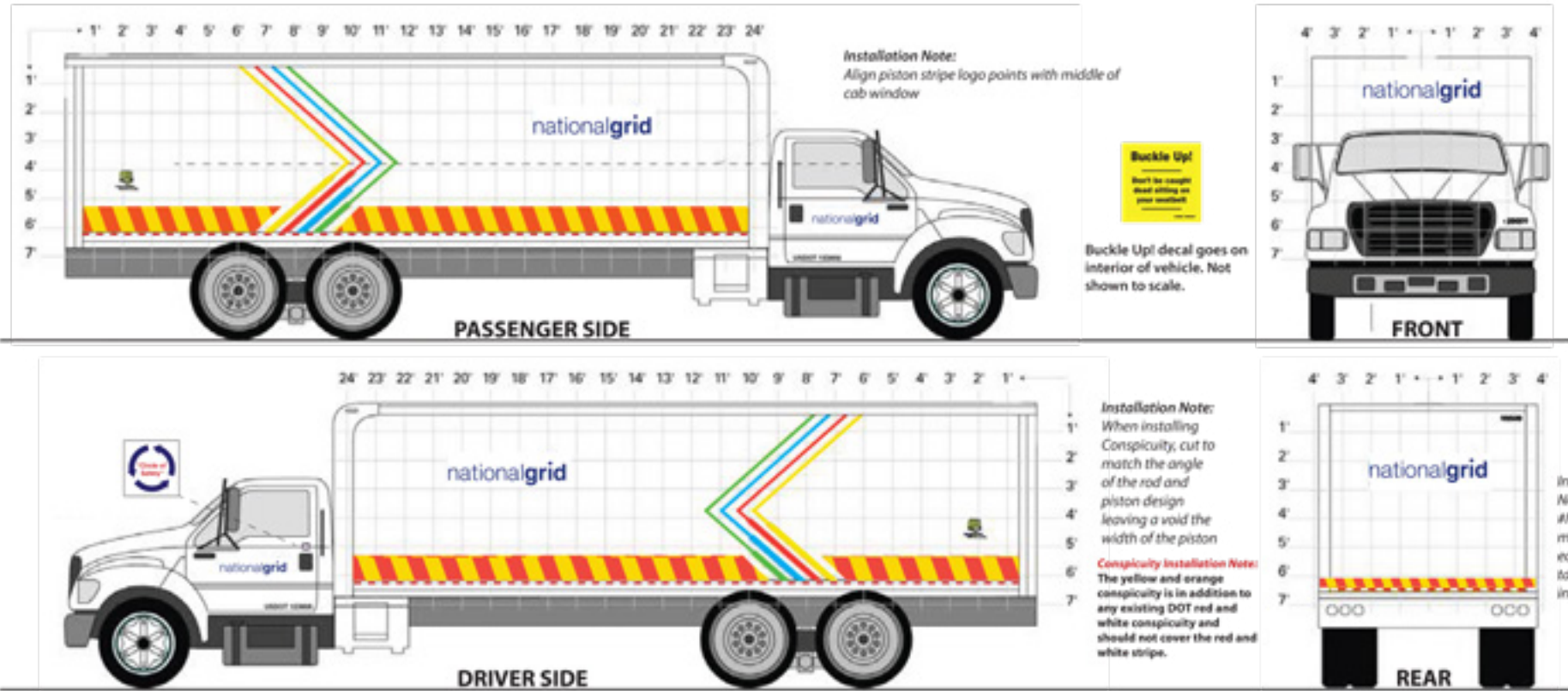
IMPORTANT NOTE TO INSTALL CREWS:

POSITION ALL GRAPHICS BEFORE APPLICATION! HEIGHT AND WIDTH MAY VARY. ALL SIZES ARE APPROXIMATE! CONFIRM MEASUREMENTS TO ENSURE PROPER FIT.

Undated 12-21-2020 • 07



MKNGKIT52 - NATIONAL GRID 24' BOX TRUCK



- 1 each MKKE0102 80" wide Driver Side Piston and Rod
- 1 each MKKE0103 80" wide Passenger Side Piston and Rod
- 1 each MKKE0105 80" wide Driver Side Piston and Rod Extension
- 1 each MKKE0106 80" wide Passenger Side Piston and Rod Extension
- 2 each MKKE0107 28" National Grid logo
- 4 each MKKE0108 50" National Grid logo
- 2 each MKKE0078 2" unit numbers black

- 2 each MKKE811 9.5" wide 811 decal
- 2 each MKKE0079 2" USDOT
- 5 each MKKE0072 10" high Conspicuity
- 1 each MKKE0074 4" high High Visibility Conspicuity
- 1 each MKKE0081 3.5" x 3.5" Circle of Safety
- 1 each MKKE0082 2.5" x 2.5" Buckle Up!

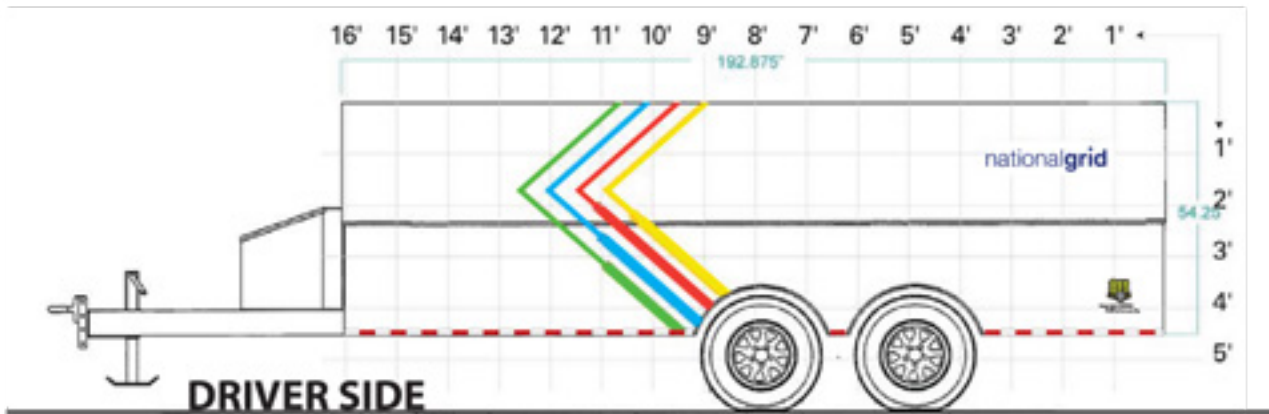
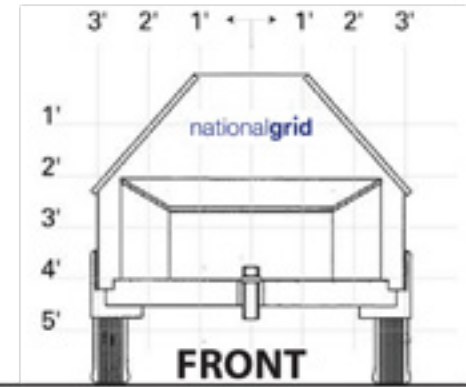
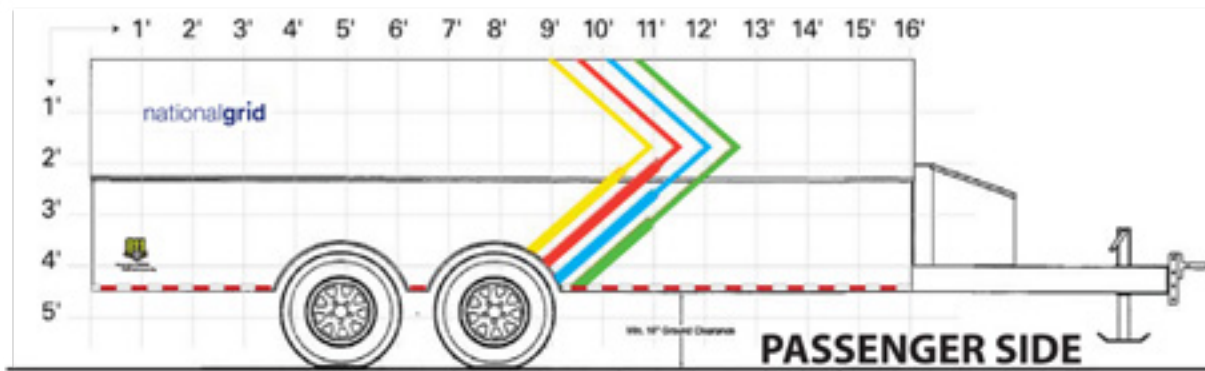
IMPORTANT NOTE TO INSTALL CREWS:

POSITION ALL GRAPHICS BEFORE APPLICATION! HEIGHT AND WIDTH MAY VARY. ALL SIZES ARE APPROXIMATE! CONFIRM MEASUREMENTS TO ENSURE PROPER FIT.

Updated 7-1-2020 • pz



MKNGKIT53 - NATIONAL GRID 16' HOT STICK TRAILER



- 1 each MKKE0102 80" wide Driver Side Piston and Rod
- 1 each MKKE0103 80" wide Passenger Side Piston and Rod
- 3 each MKKE0107 28" National Grid logo
- 2 each MKKE811 9.5" wide 811 decal

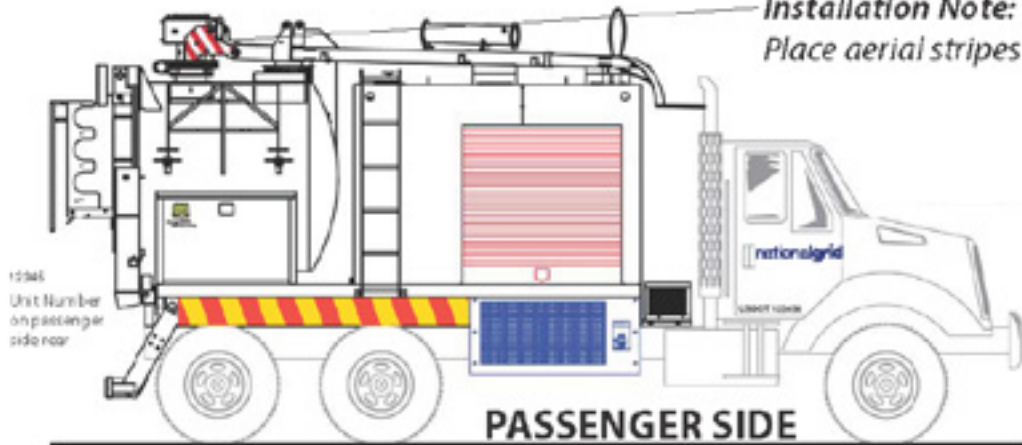
IMPORTANT NOTE TO INSTALL CREWS:
 POSITION ALL GRAPHICS BEFORE APPLICATION! HEIGHT AND WIDTH MAY VARY. ALL SIZES ARE APPROXIMATE! CONFIRM MEASUREMENTS TO ENSURE PROPER FIT.

Updated 7-1-2020 • pz



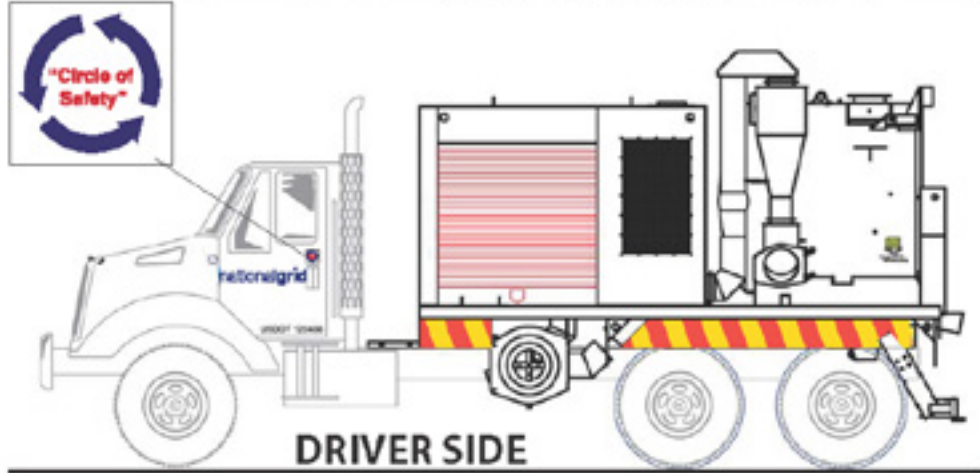
MKNGKIT60 - NATIONAL GRID VAC UTILITY TRUCK

*Installation Note:
Place aerial stripes on both sides*



12345
Unit Number
on passenger
side rear

PASSENGER SIDE



DRIVER SIDE

- 2 each MKKE0107 28" National Grid logo
- 2 each MKKE0078 2" unit numbers black
- 2 each MKKE811 9.5" wide 811 decal
- 2 each MKKE0079 2" USDOT
- 2 each MKKE0072 10" high Conspicuity
- 1 each MKKE0081 3.5" dia. Circle of Safety Decal
- 1 each MKKE0082 2.5" x 2.5" Buckle Up!
- 8 each MKKE0077 3" x 24" Aerial Boom

Buckle Up! decal goes on interior of vehicle. Not shown to scale.

MKKE0082

Buckle Up!

**Don't be caught
dead sitting on
your seatbelt**

IMPORTANT NOTE TO INSTALL CREWS:

POSITION ALL GRAPHICS BEFORE APPLICATION! HEIGHT AND WIDTH MAY VARY. ALL SIZES ARE APPROXIMATE! CONFIRM MEASUREMENTS TO ENSURE PROPER FIT.

Updated 5-27-2020 • pz



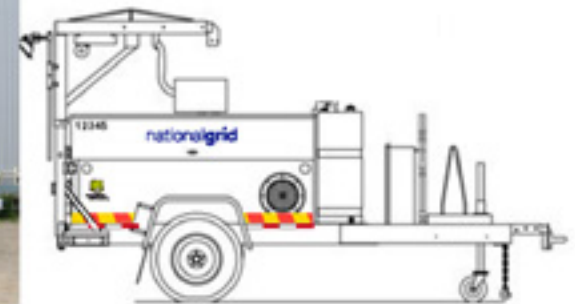
MKNGKIT61 - NATIONAL GRID Pull Behind Trailer Fits the following units

- Air Compressor -
- Portable Light Tower -
- Manhole Conditioner Pull Behind Trailer

nationalgrid

MKKE0109 logo
24" wide by 4.96" high
MKKE00541 white background

Note: the National Grid branding takes precedence over the unit manufacturer branding. Remove manufacturer's decals to accommodate 24" National Grid logo. If 24" logo will not fit due to components of equipment, alternative decal MKKE0054 16" wide by 3.3" high logo can be used.



Installation Note: 4" High Conspiquity Stripe goes along the bottom of each side
Part #MKKE0074 may require edge sealing tape during installation
Unit Numbers, 1 on each side and one on rear
811 decals, on per side to the rear of the unit

Conspiquity Installation Note:
The yellow and orange conspicuity is in addition to any existing DOT red and white conspicuity and should not cover the red and white stripe.



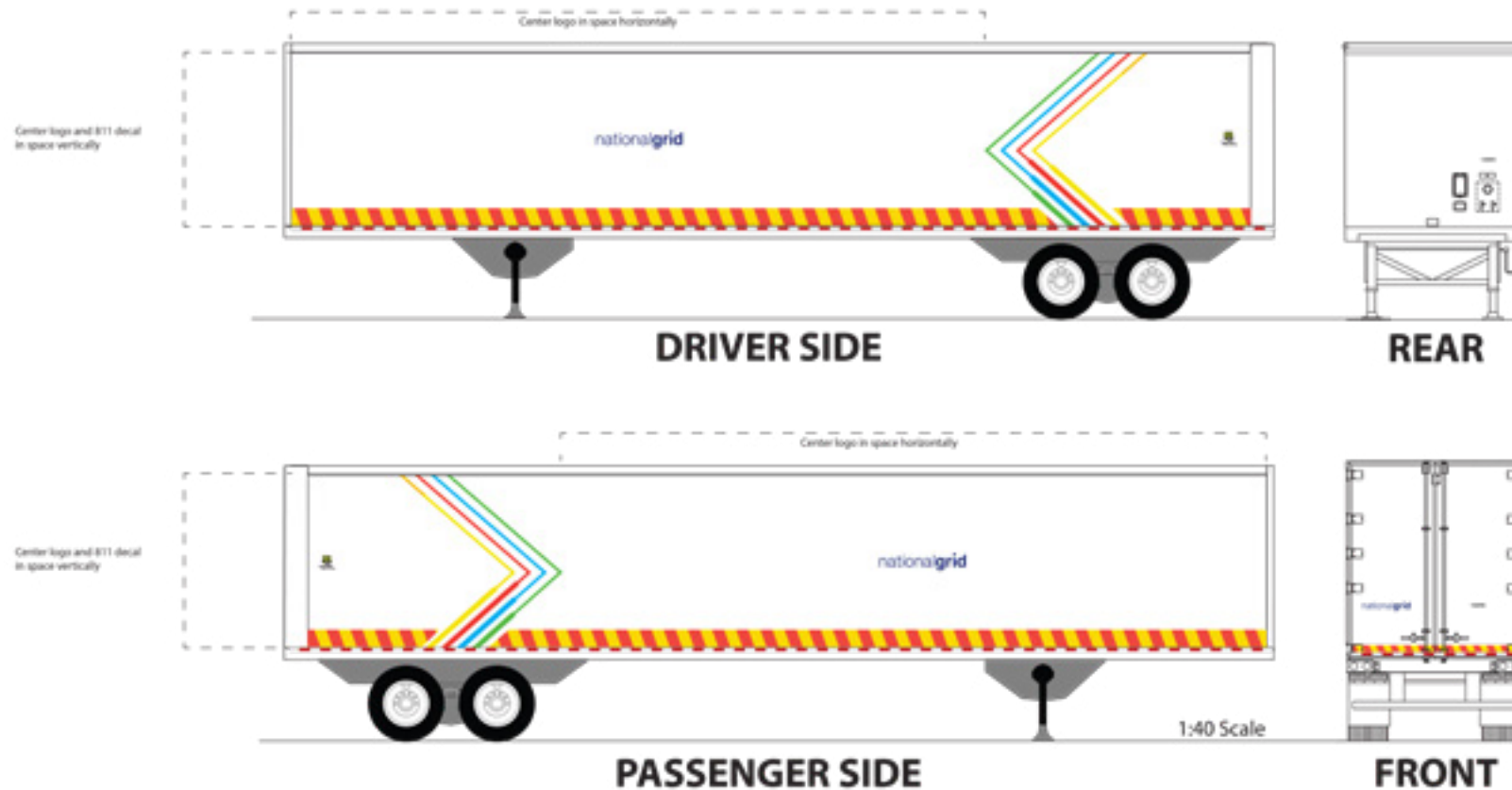
- 3 each MKKE0109 24" National Grid logo
- 3 each MKKE0078 2" unit numbers black
- 2 each MKKE811 9.5" wide 811 decal
- 1 each MKKE0074 4" high High Visibility Conspiquity

IMPORTANT NOTE TO INSTALL CREWS:
POSITION ALL GRAPHICS BEFORE APPLICATION! HEIGHT AND WIDTH MAY VARY. ALL SIZES ARE APPROXIMATE! CONFIRM MEASUREMENTS TO ENSURE PROPER FIT.

5-27-2020 • pz



MKNGKIT62- NATIONAL GRID 48' Trailer



Installation Note: Part #MKKE0074 may require edge sealing tape during installation

Conspicuity Installation Note:

The yellow and orange conspicuity is in addition to any existing DOT red and white conspicuity and should not cover the red and white stripe.

- 1 each MKKE0102 80" wide Driver Side Piston and Rod
- 1 each MKKE0103 80" wide Passenger Side Piston and Rod
- 3 each MKKE0105 Drivers Side Piston and Rod Extension
- 3 each MKKE0106 Passengers Side Piston and Rod Extension

- 1 each MKKE0107 28" National Grid logo
- 2 each MKKE0108 50" National Grid logo
- 2 each MKKE0078 2" unit numbers black
- 2 each MKKE811 9.5" wide 811 decal

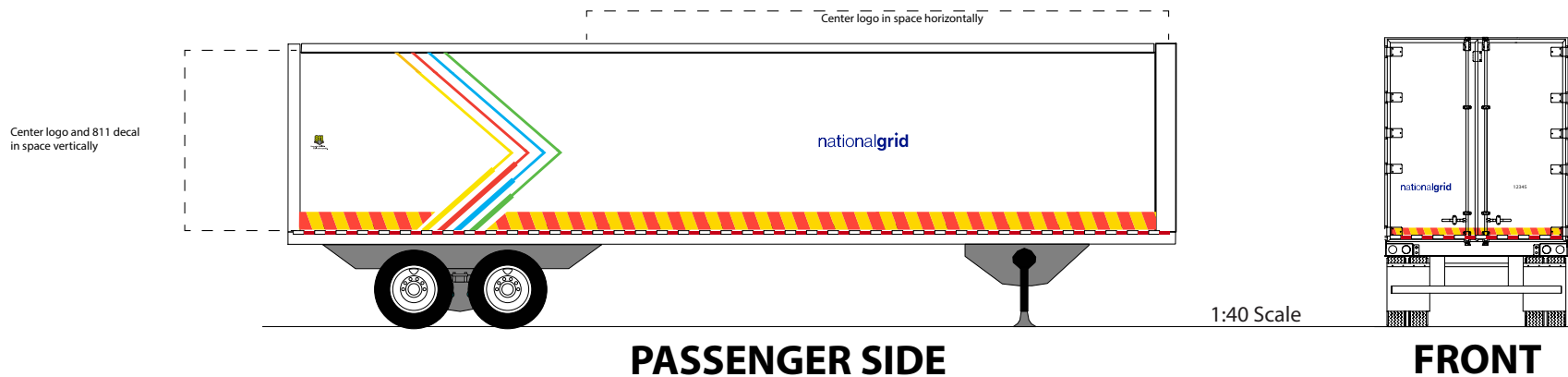
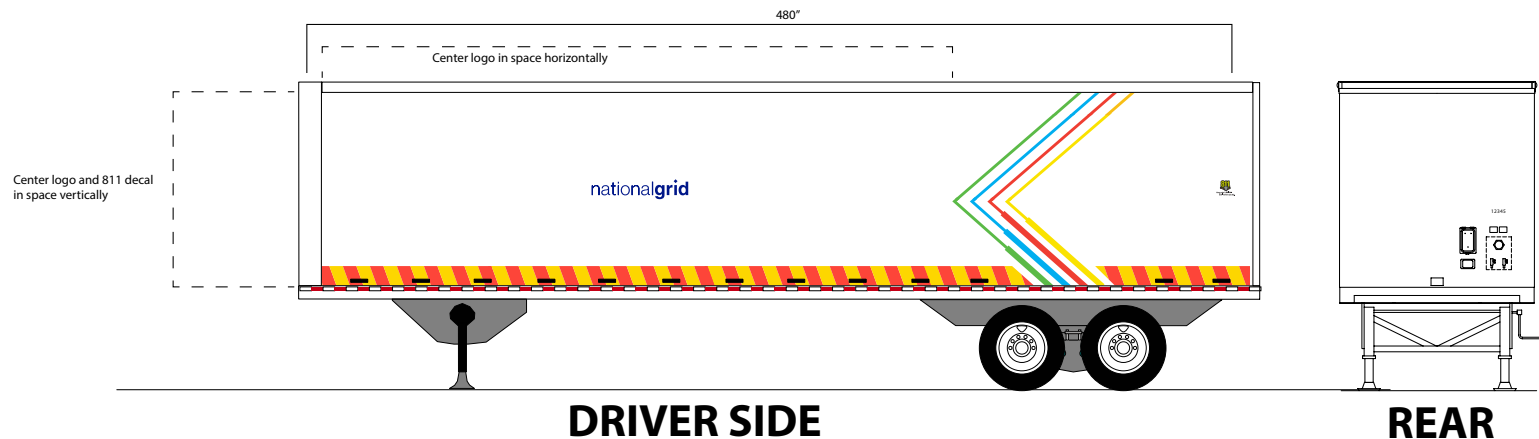
- 10 each MKKE0072 10" high Conspicuity
- 1 each MKKE0074 4" high High Visibility Conspicuity

IMPORTANT NOTE TO INSTALL CREWS:
POSITION ALL GRAPHICS BEFORE APPLICATION! HEIGHT AND WIDTH MAY VARY. ALL SIZES ARE APPROXIMATE! CONFIRM MEASUREMENTS TO ENSURE PROPER FIT.

Updated 7-1-2020 - pz



MKNGKIT65- NATIONAL GRID 40' Trailer



Installation Note: Part #MKKE0074 may require edge sealing tape during installation

Conspicuity Installation Note:
The yellow and orange conspicuity is in addition to any existing DOT red and white conspicuity and should not cover the red and white stripe.

- 1 each MKKE0102 80" wide Driver Side Piston and Rod
- 1 each MKKE0103 80" wide Passenger Side Piston and Rod
- 3 each MKKE0105 Drivers Side Piston and Rod Extention
- 3 each MKKE0106 Passengers Side Piston and Rod Extention

- 1 each MKKE0107 28" National Grid logo
- 2 each MKKE0108 50" National Grid logo
- 2 each MKKE0078 2" unit numbers black
- 2 each MKKE811 9.5" wide 811 decal


- 8 each MKKE0072 10" high Conspicuity
- 1 each MKKE0074 4" high High Visibility Conspicuity

IMPORTANT NOTE TO INSTALL CREWS:
POSITION ALL GRAPHICS BEFORE APPLICATION! HEIGHT AND WIDTH MAY VARY. ALL SIZES ARE APPROXIMATE! CONFIRM MEASUREMENTS TO ENSURE PROPER FIT.

2-10-2021 • pz



MKNGKIT63 - NATIONAL GRID WHEEL LOADER (JD 644L HYBRID)



DRIVER SIDE



PASSENGER SIDE

nationalgrid



For your safety and the safety of others, please read the operator's manual.

CAUTION:
Remove safety vest and loose fitting clothing prior to operation



- 2 each MKKE0109 24" National Grid logo
- 2 each MKKE0131 7.5" x 26" white background
- 2 each MKKE0078 2" unit numbers black
- 2 each MKKE0071 2.5" x 8.5" white background for Unit#
- 1 each MKKE0081 3.5" x 3.5" Circle of Safety
- 1 each MKKE0132 2" X 12" Backhoe Caution decal
- 2 each MKKE811 9.5" x 8.05" 811 call before you dig
- 2 each MKKE811BKGD 8.5" x 10.5" white background
- 2 each MKKE0118 9.63" x 12.19" Powered by Hybrid Elect...

IMPORTANT NOTE TO INSTALL CREWS:
POSITION ALL GRAPHICS BEFORE APPLICATION! HEIGHT AND WIDTH MAY VARY. ALL SIZES ARE APPROXIMATE! CONFIRM MEASUREMENTS TO ENSURE PROPER FIT.

Adjusted decal placement layout 2-12-2021 • pz

